

Open Ended Stimulus Pictures Ideas Bank


The following pages give you a visual ideas bank for the use of the open ended stimulus pictures.

This is the second sheet in each theme and contains slightly larger images (for easier cutting and because they do not need to be used in conjunction with the smaller background scenes.)

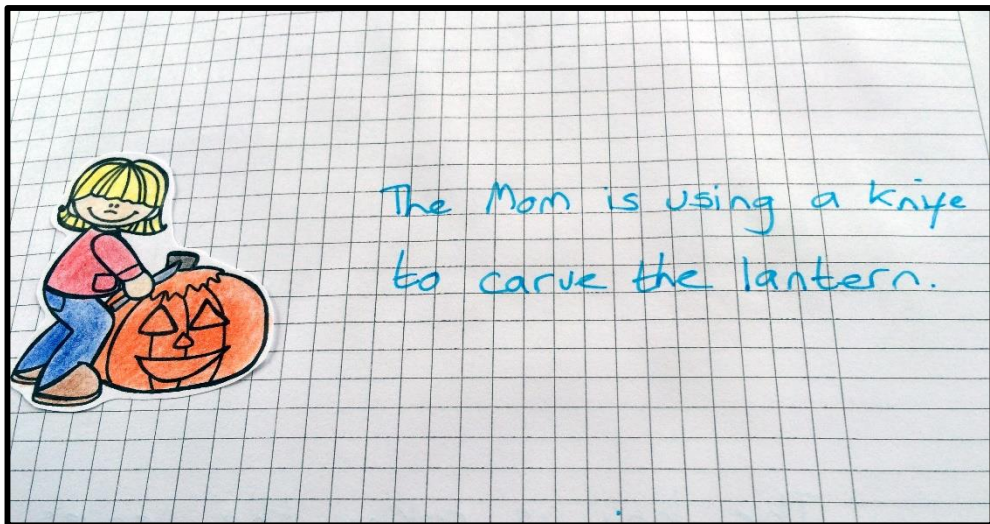
For each theme you will find images to target the most common language goals in a way that makes them accessible for mixed groups and encourages generalisation and carryover of drilled targets.

There are multiple ways to use each picture but the following pages contain a quick and easy reference guide to some common ideas.


In most cases, the verbal response is what is expected from your students. The writing can be omitted, completed by the student (if able), the SLP, or as homework.




Expanding Utterances




Expanding Utterances



Formulating Sentences




Picture Description



Asking and Answering Questions




Expected Behavior



She is waving.

Simple Sentences



The girl is raking the
Leaves.

Subject Verb Object Sentences



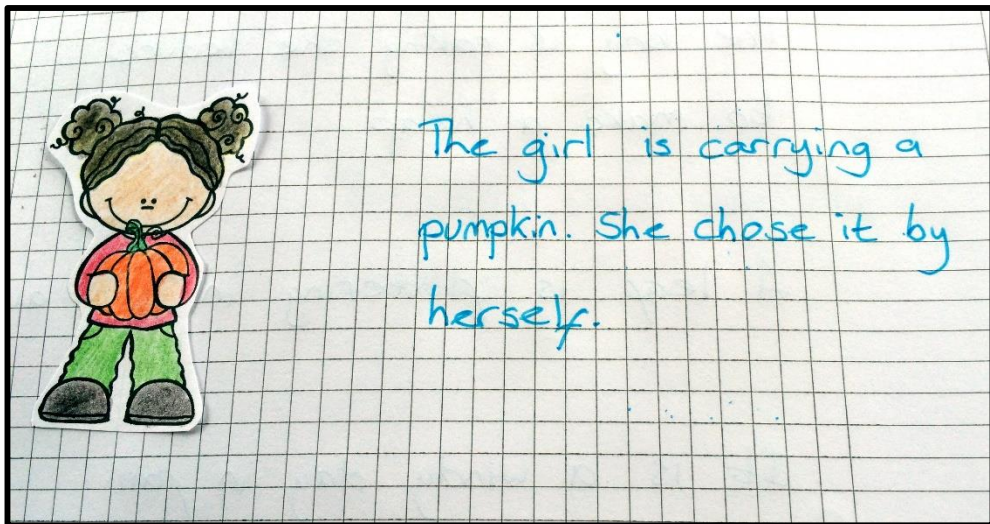
She is raking.

He is raking.

Verbs



Pronouns



Pronouns



Plurals

Vocabulary



Squirrel



Acorn



pencil



crayons



glue



backpack



scissors

A Sunflower

Sunflowers are...
tall, pretty,
scented, large,
beautiful, unusual.





petals

pollen


leaf

stem

	
<u>Lunch box.</u>	<u>Lunch tray.</u>
Holds food	Holds food
Has a lid	Does not have a lid
Made of plastic.	Made of plastic.
Take home each day.	Stays at school

Compare and Contrast


Fruit



apple


watermelon

banana



He is eating an apple.

Categories



Leaves are...

small
light
crunchy

A tree is...

large
woody
hard
tall

Adjectives

Prepositions



He is sitting on the desk.



He is sitting under the desk.



The pumpkins are in the wagon.



The pumpkins are out of the wagon.

The pumpkin is behind the scarecrow.



The mouse is next to the scarecrow.



The hay bale is below the scarecrow.

Positional Language

