

Open Ended Stimulus Pictures Ideas Bank


The following pages give you a visual ideas bank for the use of the open ended stimulus pictures.

This is the second sheet in each theme and contains slightly larger images (for easier cutting and because they do not need to be used in conjunction with the smaller background scenes.)

For each theme you will find images to target the most common language goals in a way that makes them accessible for mixed groups and encourages generalisation and carryover of drilled targets.

There are multiple ways to use each picture but the following pages contain a quick and easy reference guide to some common ideas.

In most cases, the verbal response is what is expected from your students. The writing can be omitted, completed by the student (if able), the SLP, or as homework.




The girl is watering
the seeds that
she has planted.

Expanding Utterances



It is a hot day so
Suzy wears a hat.

Expanding Utterances



These flowers
are tulips.


flowers

I love flowers.

The flowers are in
the bucket.

The flowers are
purple.

Formulating Sentences



The umbrella has green and yellow stripes.


The boots are spotty.

Picture Description




"What can you wear to keep you dry in the rain?"

Asking and Answering Questions




When Peter has finished his work in the garden, he will clean up the mess.

Expected Behavior



He is jumping.

Simple Sentences




He is digging with
a shovel.

Subject Verb Object Sentences




Sheep are soft, woolly,
quick and friendly.

Adjectives



She is pushing
the barrow.

Pronouns



He is getting wet because
he is not using his umbrella.


Pronouns





A pair of gloves.

Plurals


Vocabulary




Vocabulary



Compare and Contrast



Prepositions



Positional Language

