


★ MY ★
LANGUAGE
NOTEBOOK



★ MY ★
LANGUAGE
NOTEBOOK



SPRING



Language
Activities

Pronouns



(glue this section only)



← Cut along dotted lines ONLY →



← Fold along solid vertical lines →



(glue this section only)



he

they

he

he









she

she


they

she

Nouns



Adjectives



Regular Verbs



planted






splashed

rained

watered

covered

Irregular Past Tense Verbs



grew	dug	ate
flew	rode	read

Prepositions

(glue this section only)



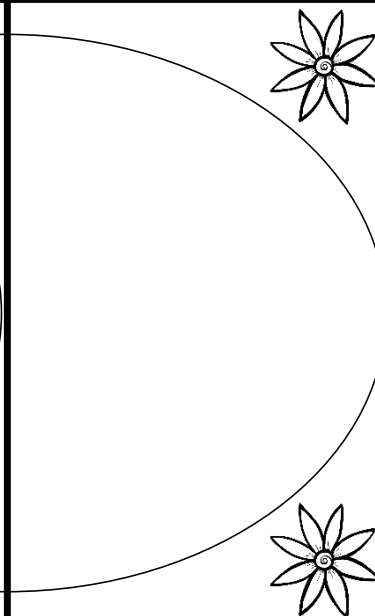
← Cut along dotted lines ONLY →

← Fold along solid vertical lines →

(glue this section only)


in	on	under	in front
behind	between	above	below

Conjunctions


 and	 but	 when

and	but	when	because
although	if	so	or

Regular Plurals



Irregular Plurals



geese






children

butterflies

Categories

Animals

Plants



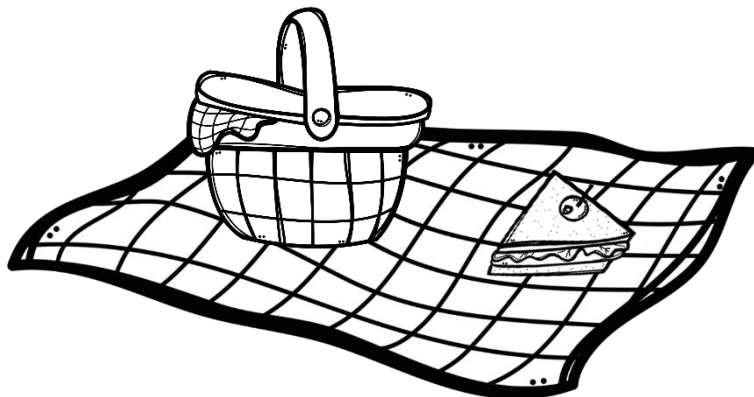

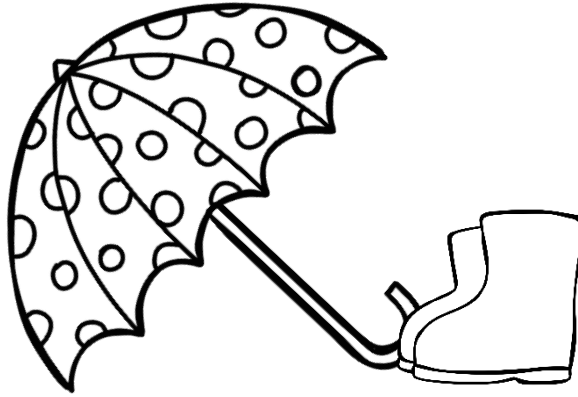
Questions with Who.

Who?






Questions with What.

What?





Questions with Why.

Why?



Questions with When.

When?




Questions with Where.


Where?

The illustration is divided into three horizontal panels, each enclosed in a dotted border. On the left side, the word "Where?" is written vertically. The top panel depicts a landscape with a winding river, a bench on a grassy bank, a tree, and a sun with rays. The middle panel shows a child sitting on a checkered picnic blanket with a basket, surrounded by large flowers and clouds. The bottom panel shows a house with a chimney, a path leading to it, and trees.





Questions with How.

How?





Shades of Meaning



jump





pour




wet

Opposites



Sequencing



first

then

last