

Open Ended Stimulus Pictures Ideas Bank

The following pages give you a visual ideas bank for the use of the open ended stimulus pictures.

This is the second sheet in each theme and contains slightly larger images (for easier cutting and because they do not need to be used in conjunction with the smaller background scenes.)

For each theme you will find images to target the most common language goals in a way that makes them accessible for mixed groups and encourages generalisation and carryover of drilled targets.


There are multiple ways to use each picture but the following pages contain a quick and easy reference guide to some common ideas.

In most cases, the verbal response is what is expected from your students. The writing can be omitted, completed by the student (if able), the SLP, or as homework.



The girls are sitting on
the ground, wrapped in a
blanket.

Expanding Utterances



The boy is learning
to skate.

Expanding Utterances




There are flowers
in her bath.

She is taking a
bath.

The bath water
is hot.

A bath is relaxing.


Formulating Sentences




Picture Description



Asking and Answering Questions




Expected Behavior




She is cold.

Simple Sentences



She is closing the door.


Subject Verb Object Sentences




Clearing

Shoveling

Verbs



Pronouns

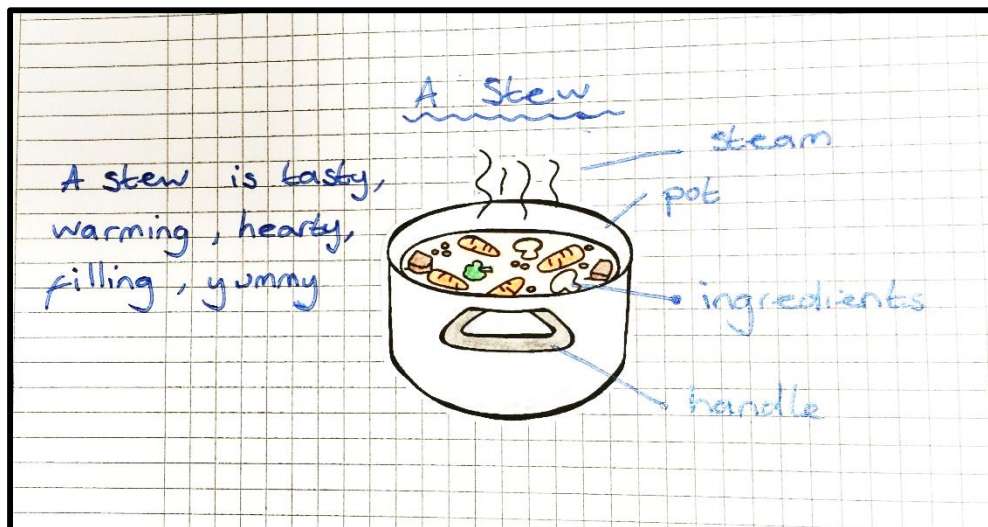



Pronouns



Plurals

Vocabulary



cocoa



slippers



They are both things you use in winter to keep warm. Cocoa is a drink and slippers are clothing.

Compare and Contrast

Winter Clothes



snowsuit



scarf



sweater



mittens



Categories



The fire is very hot.



The girl is very wet.



Adjectives

Prepositions

He is in front of
the igloo.



The boy is inside
the snowball



He is behind the
snow.

Positional Language

