

Open Ended Stimulus Pictures Ideas Bank

The following pages give you a visual ideas bank for the use of the open ended stimulus pictures.

This is the second sheet in each theme and contains slightly larger images (for easier cutting and because they do not need to be used in conjunction with the smaller background scenes.)

For each theme you will find images to target the most common language goals in a way that makes them accessible for mixed groups and encourages generalisation and carryover of drilled targets.


There are multiple ways to use each picture but the following pages contain a quick and easy reference guide to some common ideas.

In most cases, the verbal response is what is expected from your students. The writing can be omitted, completed by the student (if able), the SLP, or as homework.




The shelves are full
of toys from the store

Expanding Utterances



The girl is hugging
her teddy bear.

Expanding Utterances




He is selling tickets
for the carnival.

Carnival tickets can
be expensive

Formulating Sentences




Picture Description



Asking and Answering Questions




Expected Behavior



She has a ball.

Simple Sentences



He is selling ice cream.


Subject Verb Object Sentences



sharing

pushing


Verbs



Pronouns

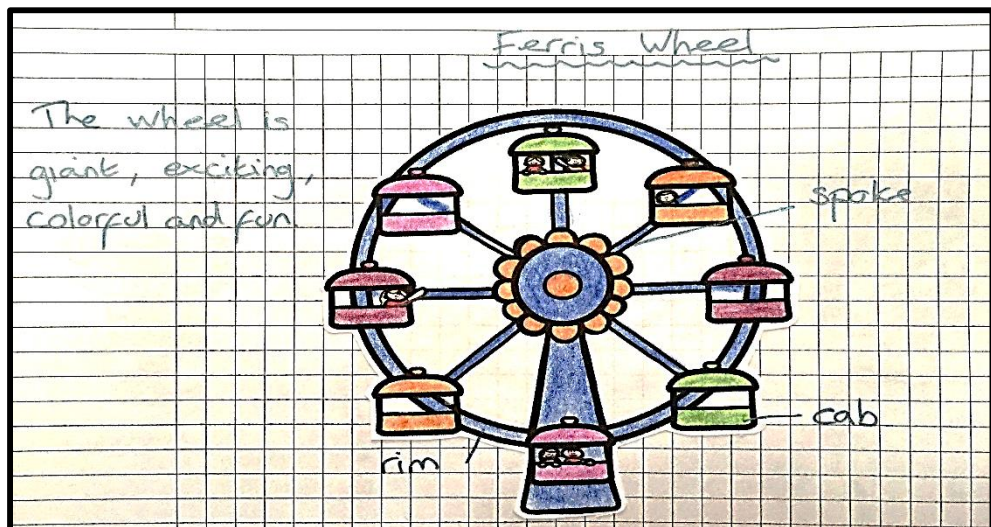





Pronouns



Plurals

Vocabulary





They both have wheels and can be played with. A rollerskate has to come as a pair and you wear it on your foot. You don't wear a car!

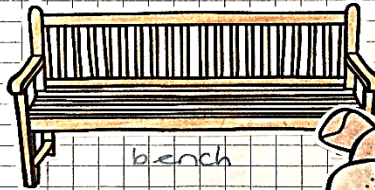
Compare and Contrast

Things you find in the park



flowerpot

flowers



bench




kite




dog

Categories





The pirate ship is huge.



The anchor is very heavy.

Adjectives

Prepositions



Positional Language

