

Interactive Language Therapy Notebooks

Teaching Scenes

Interactive Notebooks are a very flexible activity. Each Therapist will adapt them and use in different ways according to the needs of her students. However the following pages give the suggested assembly and use for the pages in this section.


I have also provided examples of ways you might adapt the pages in different ways to differentiate for the needs of students at a variety of levels within one session.

The completed notebook page provides a valuable record of work as well as an easy reference to use for recap. Much of the learning though takes place whilst completing the page so don't be afraid to take your time!

Many of the examples include the instruction to "write" a small amount of text. In all cases it is acceptable for the SLP to do the writing from the student's verbal response.


Stick the background scene into the notebook but leave the other cut outs loose until later.

Use these pieces as a receptive language activity...



“Give the map to the girl.”


Or as a picture description task...



“The boy is holding a parrot.”

“The girl standing on the beach.”


The student then chooses to glue some or all of the pieces in place and writes (or dictates) sentences about the picture.



The children are eating snacks.

It is a warm, sunny day.

Spare pieces can be used as an extension activity during the same or a later session.



He won a goldfish at the carnival.

The man said "would you like a goldfish or a bear?"


The length of sentence can be varied according to the student's goals.




The parrot is in the tree.



They found the treasure.




She is jumping higher than he is.




There are lots of delicious treats to choose from at the carnival.

The pictures can be used to reinforce grammar goals such as pronouns or verb tenses.




They played with toys before going to bed.


He is bigger than her.



She blew a bubble.



He blew a bubble.



Mia and Jacun are cleaning up
the park. There is litter everywhere!
They sort out the trash to see
what can be recycled.



Students can dictate
a simple narrative
about the scene they
have created.