



# Assembly Instructions

1. Have your students color the worksheet & cut out the pages.




2. Align the 3 pages on top of one another onto the main worksheet & staple together.




3. Your sentence level flipbook is now ready to use.



There are **7** carrier phrases for each of the **24** articulation sounds.



Use the circles at the top of each page to record correct repetitions of the target word.



Once the student completes the book, you have proof of **20** repetitions of each sound.

