




For non-readers, you can use the following mini-images with almost all of the templates included in this set.



/p/




/b/



/t/





/d/



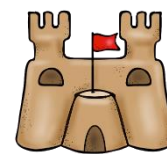
/m/



/n/




/k/



/g/



/f/



/v/



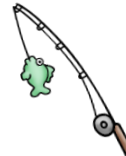
/s/



/z/




/sh/



/ch/



/th/



/w/




/h/




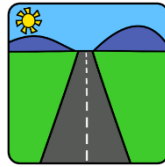
/j/




/l/



/r/  
pre-vocalic



/r/  
vocalic



/r/  
blends



/l/  
blends



/s/  
blends

