

Open Ended Stimulus Pictures Ideas Bank


The following pages give you a visual ideas bank for the use of the open ended stimulus pictures.

This is the second sheet in each theme and contains slightly larger images (for easier cutting and because they do not need to be used in conjunction with the smaller background scenes.)

For each theme you will find images to target the most common language goals in a way that makes them accessible for mixed groups and encourages generalisation and carryover of drilled targets.

There are multiple ways to use each picture but the following pages contain a quick and easy reference guide to some common ideas.

In most cases, the verbal response is what is expected from your students. The writing can be omitted, completed by the student (if able), the SLP, or as homework.




The green apple
is in the lunchbox.

Expanding Utterances



She is carrying her
lunchbox to school.

Expanding Utterances



There are
many books
in school.


The books are
in a row

Bookshelves


The books are
on the shelf.

I like to read
books.

Formulating Sentences



Picture Description



Asking and Answering Questions



Expected Behavior



She is waving

Simple Sentences



The boy is carrying
the toys.

Subject Verb Object Sentences



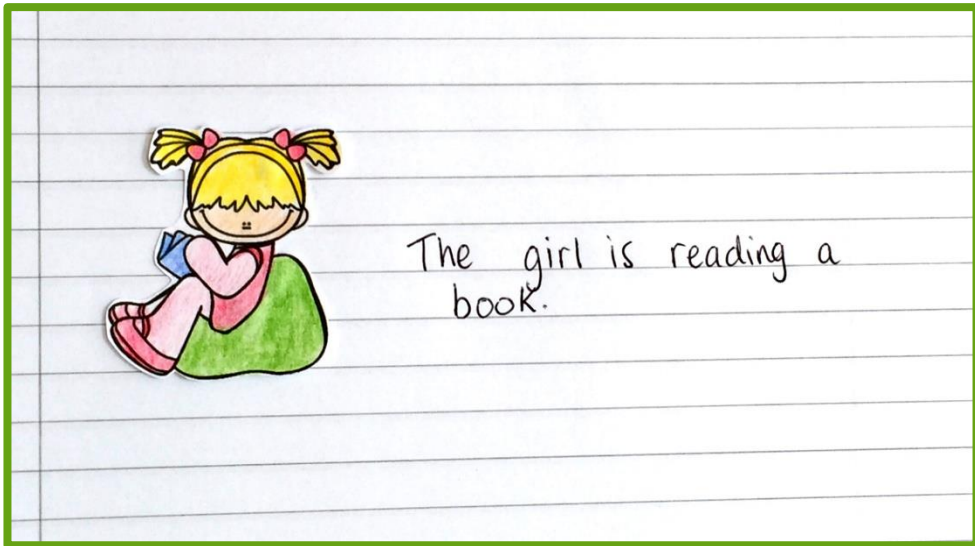
She is drinking.

Verbs




He has a lunch tray.

Pronouns



The girl is reading a book.

Pronouns



There are five books.

Plurals

Vocabulary



banana



juice




pencil




crayons



glue



scissors



lunchbox.

A backpack

A backpack is large, useful, strong and practical.



flap

strap

main compartment

pocket

Prepositions



He is sitting on
the desk.



He is sitting
under the desk.



The children are
on the carpet.



The straw is
in the carton.

Adjectives



A desk is....

Wooden
Sturdy
large
strong