

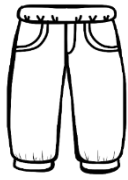


For non-readers, you can use the following mini-images with almost all of the templates included in this set.




/p/



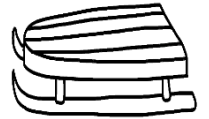
/b/



/t/




/d/




/m/




/n/




/k/



/g/




/f/



/v/



/s/




/z/



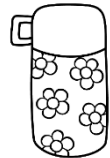
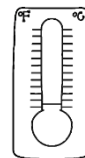

/sh/



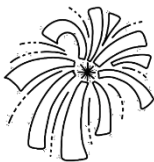
/ch/



/th/




/w/



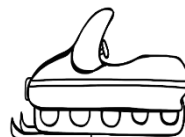
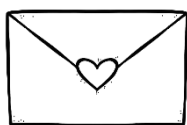
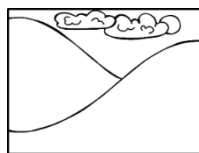
/h/



/j/

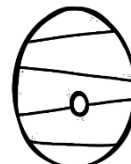




/l/




/r/

pre-vocalic



/r/

vocalic




/r/

blends



/l/

blends



/s/

blends

