


Emergency Rescue

Home Practice Activity



Today in Speech we have been having fun with “Emergency Rescue”!

This activity gives _____ opportunities to practice the _____ sound.

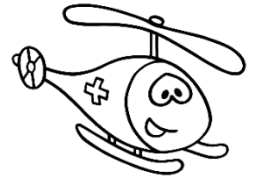


We made a fun notebook page that you can use for practice.

At home, play with the vehicle cut outs together and encourage _____ to join in with the target sound!




You can also make practice into a play activity with Emergency vehicle toys. Encourage your child to say “ee” whilst playing rescue.



Emergency Rescue

Home Practice Activity



Today in Speech we have been having fun with “Emergency Rescue”!

This activity gives _____ opportunities to practice the _____ sound.



We made a fun notebook page that you can use for practice.

At home, play with the vehicle cut outs together and encourage _____ to join in with the target sound!



You can also make practice into a play activity with Emergency vehicle toys. Encourage your child to say “ee” whilst playing rescue.

