

Target /u/

Trick or Treat

A Halloween themed activity that your students will love at any time of the year!



Construct the notebook page as pictured to create an engaging “lift the flap” activity.

Help your student to “hide” each of the 4 ghost characters behind a door.

As you help to hide each of the ghost characters, you can also cue your student to practice “oo” for a ghost sound.




Then they get to play “trick or treat” with all the adults in their life. Have them open a door, and if there is a ghost behind, the child shouts “oo” to surprise!

You can choose to permanently glue the ghosts in place or use sticky tack and allow the student to reposition the characters for a greater surprise!



Target /u/

Apply glue to back of strips and stick into notebook.



Cut around the solid outline and in between the doors to create flaps.