

Pronouns



(glue this section only)



← Cut along dotted lines ONLY →



← Fold along solid vertical lines →



(glue this section only)



he

they

he

he









she

she


they

she

Nouns



Adjectives



Regular Verbs



planted






splashed

rained

watered

covered

Irregular Past Tense Verbs



grew	dug	ate
flew	rode	read

Prepositions

(glue this section only)



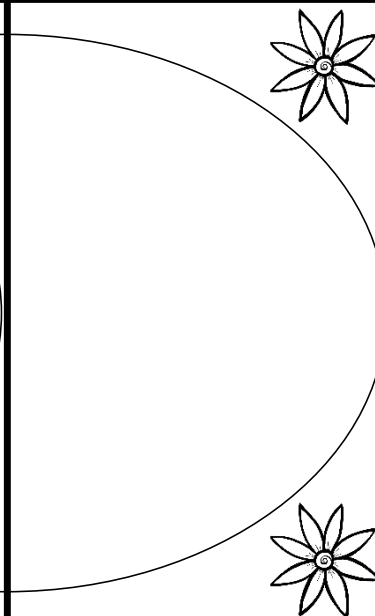
← Cut along dotted lines ONLY →

← Fold along solid vertical lines →

(glue this section only)


in	on	under	in front
behind	between	above	below

Conjunctions


 and	 but	 when

and	but	when	because
although	if	so	or

Regular Plurals



Irregular Plurals



geese






children

butterflies

Categories

Animals

Plants



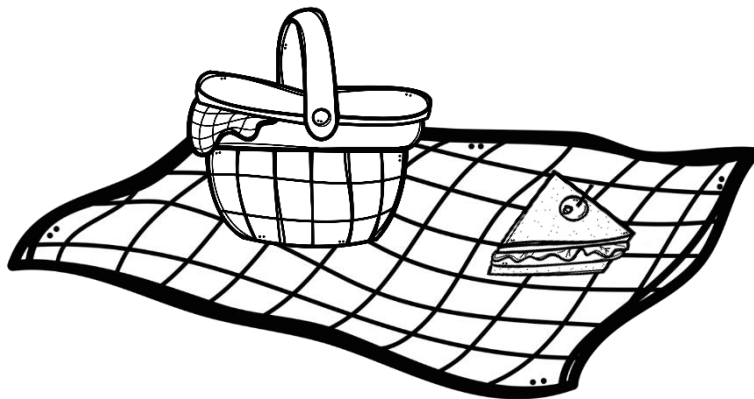

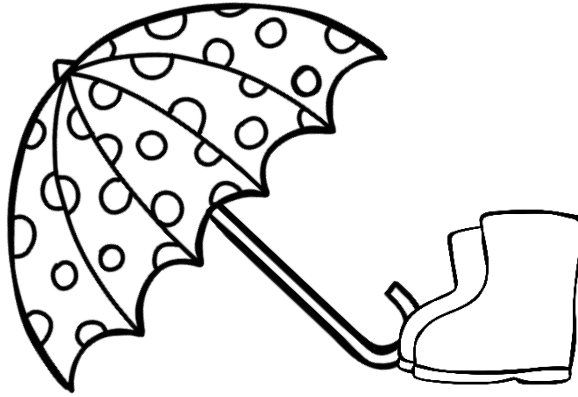
Questions with Who.

Who?






Questions with What.

What?





Questions with Why.

Why?



Questions with When.

When?





Questions with Where.


Where?

The image consists of three vertically stacked panels, each enclosed in a dotted border for dot-marker coloring. The word 'Where?' is written vertically on the left side of the middle panel. The top panel depicts a landscape with a stream flowing from the left, a bench on the right, a sun with rays, and trees. The middle panel shows a child sitting on a checkered picnic blanket with a picnic basket, surrounded by large flowers. The bottom panel shows a house with a chimney, a tree, and a garden with small flowers.





Questions with How.

How?





Shades of Meaning



jump





pour




wet

Opposites



Sequencing



first

then

last