

Targets /z/

Busy Bee

Practice target consonant /z/ as your student uses the bee cutout to fly from flower to flower in this fun “Busy Bee” activity.



Construct the notebook page as pictured to create your baseboard.

Cue your student to practice “zzz” as they fly to each flower.



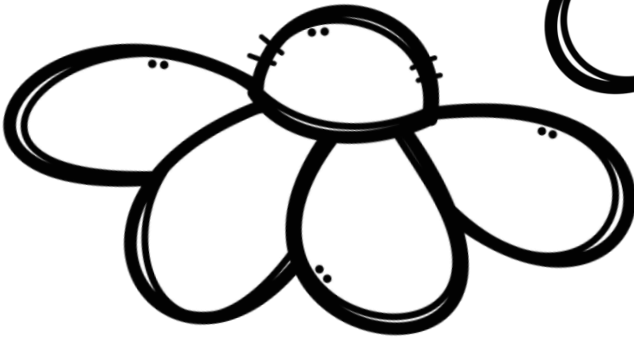
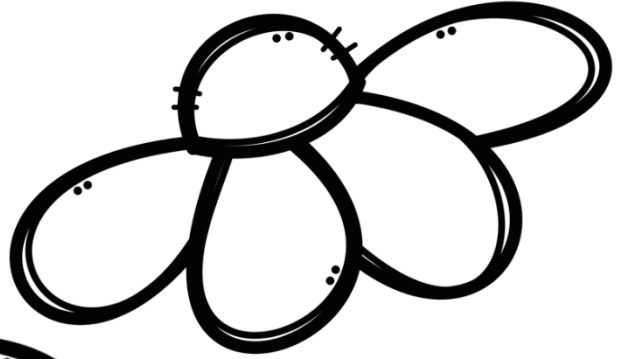

Place the notebook page and bee cutout in front of the student. (You may choose to use a soft bee toy if you have one available.)

Encourage pretend play scenarios by narrating for the student. For example you could say, “The busy bee is has collected all the pollen. Now he will fly to the next flower.” Or you may choose to use the second bee cutout and “chase” the student to the beehive.

Your student places the image of the bee on the next flower whilst practicing /z/ until reaching the beehive.



Busy Bee



Start Here

