

Targets /m/

Feed the Chef

Practice target consonant /m/ to show approval as your student places the food items on the tray in this fun “Feed the Chef” activity.



Choose either the boy or girl chef to work with and construct the notebook page as pictured.

Cue your student to practice “mmm” when they place a “yummy” food on the chef’s dinner tray.


Place the food cut outs in front of the student. (You may choose to use small dry cereals or candies if you have them available.)

Encourage pretend play scenarios by narrating for the student. For example you could say, “The chef is hungry for a lemon.”

Your student places the image of the lemon on the chef’s tray whilst practicing /m/ as each food item is added.



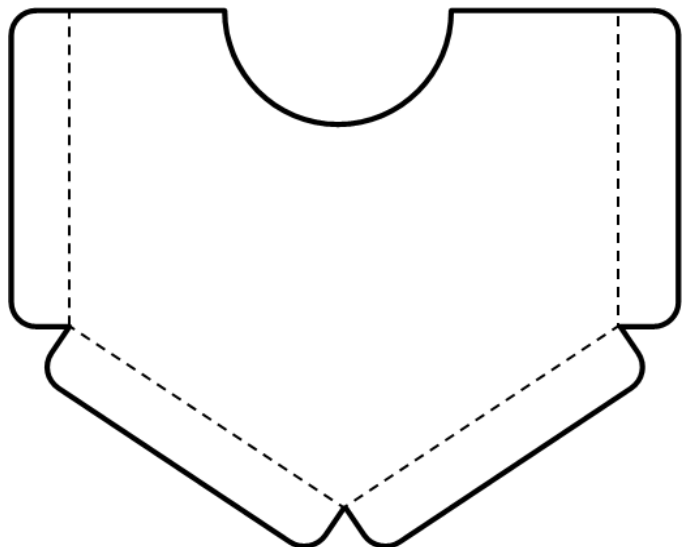
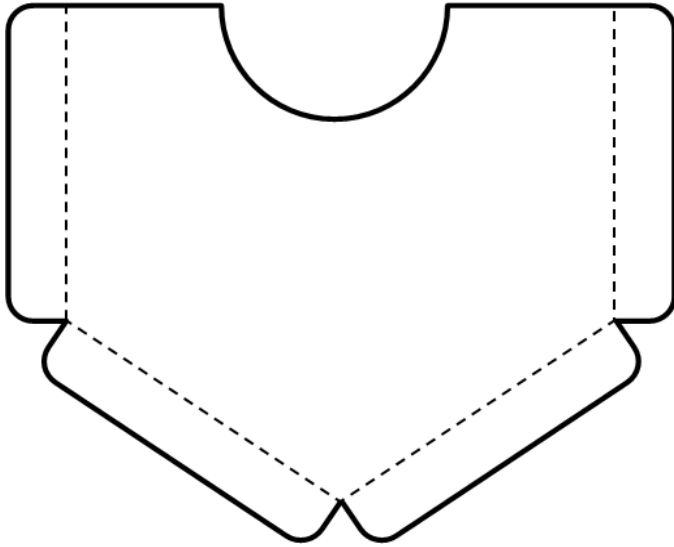

Feed the Cook



Feed the Cook



Targets /m/



Fold along the dotted lines and apply glue to flaps. Insert into notebook to create pockets for storing your pieces.

