

Target /sh/

Shhh...Be Quiet!

A fun activity that your students will love at any time of the year!



Construct the notebook page as pictured to create an engaging “lift the flap” activity.

Help your student to “hide” each of the 4 sleeping characters behind a door.

Then they get to pretend to be Mom or Dad checking on all the children at bedtime. Have them knock on the door, and if there is a sleeping child behind, the child says “shhh” as they quietly close the door.

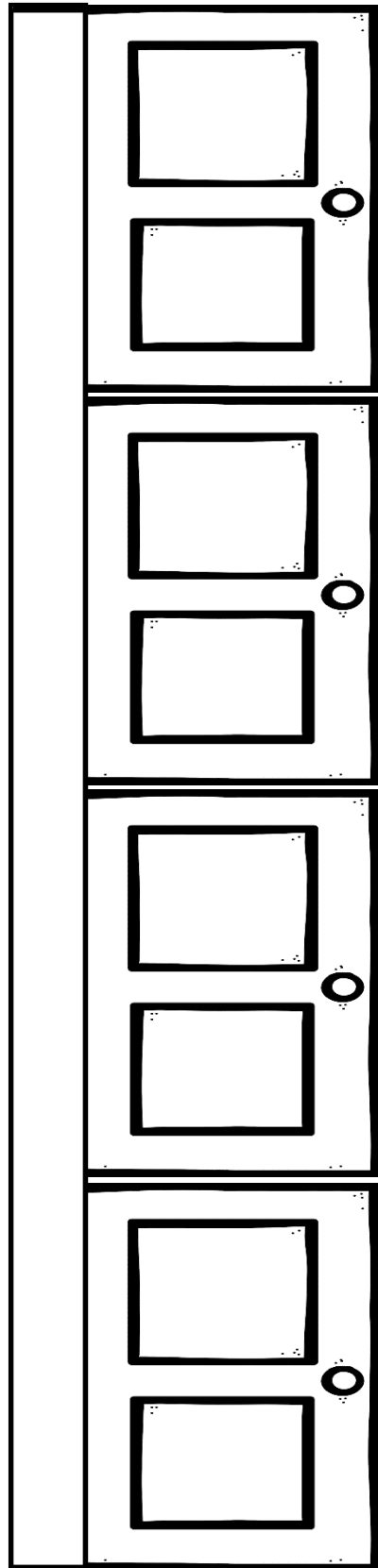
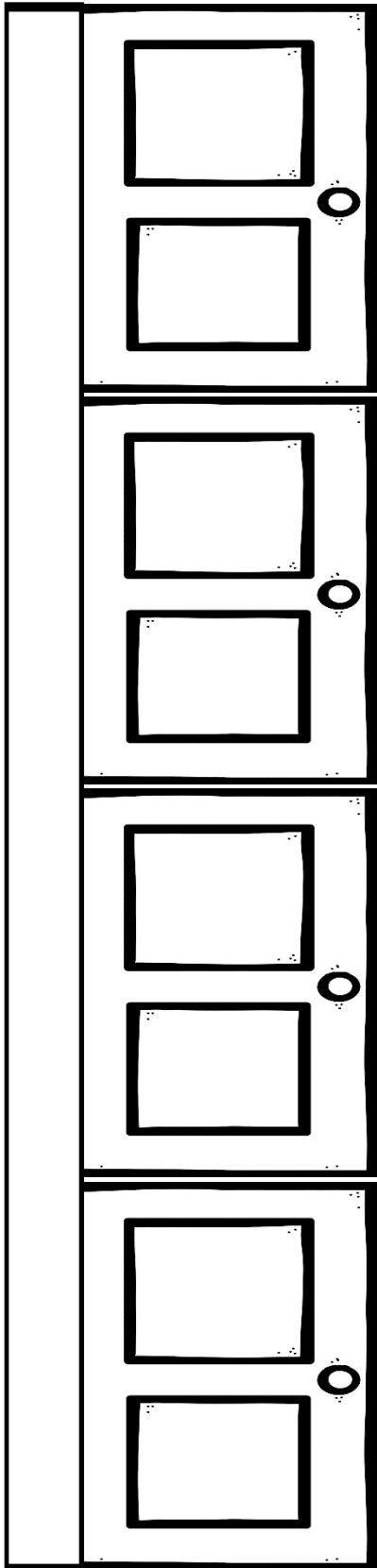
If they are playing the game with a friend, they should say “shhh” to one another to remind them to be quiet as well.

You can choose to permanently glue the sleeping characters in place or use sticky tack and allow the student to reposition the characters each time for a greater surprise!



Target /sh/

Apply glue to back of strips and stick into notebook.



Cut around the solid outline and in between the doors to create flaps.