

Help Your Child Practice Their Target Sounds This Summer

Articulation Cards

I have provided you with 3 sets of articulation cards.

Cut out two of the sets to use with the following activities. Save the last set in the case you lose or tear one of the cards.

Activity # 1

Using the two copies of your articulation cards play a matching pairs game.

Lay all of the cards facedown in front of your child, and have them say the target word each time they flip a card. Once all of the pairs have been discovered, they WIN!

Activity # 2

Allow your child to color their game board.

Lay all of the cards facedown in front of your child. Have your child flip the cards one at a time reciting each target word as they go. When they say the word correctly they cover the correct space on the board.

You can use small tokens, cereal, candies, or even a bingo dauber to mark off the spaces on the board.

Word List

/r/ blends

umbrella

crab

dripping

grilling


trip



/r/ blends



umbrella




crab



dripping




grilling



trip



umbrella




crab



dripping




grilling



trip



umbrella




crab



dripping










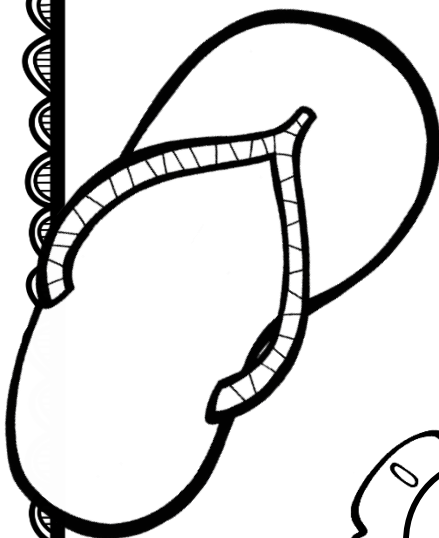



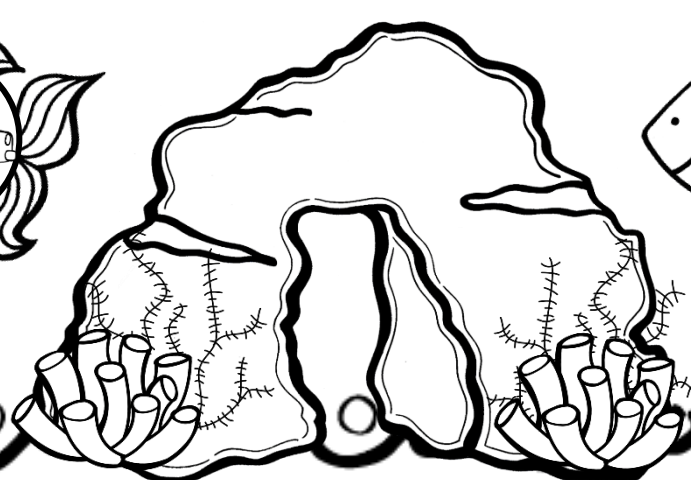










grilling











trip











Roll, Say, and Color /r/ blends

Roll the die and find your target word on the key. Say your target word and color an area on the picture.




Color Key

	yellow	
	green	
	blue	
	gray	
	orange	
	purple	Student's Choice



Roll, Say, and Color /r/ blends

Roll the die and find your target word on the key. Say your target word and color an area on the picture.



Color Key

	yellow	
	green	
	blue	
	red	
	orange	
	purple	Student's Choice