




# Print & Go Activities

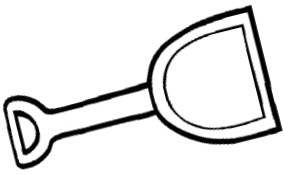


On the following pages you will find quick and easy “print & go” activities and worksheets suitable for a wide range of students on your caseload.


From simple labeling through to multiple meaning words activities, these activities will keep your students occupied and learning.

Use them in Summer sessions or send them home during Summer break for extra practice.



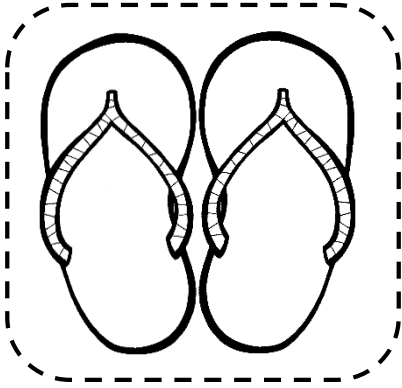


# Object Function



## What is it used for?


Name each Summer item and describe what it is used for.



Object: \_\_\_\_\_

Used for: \_\_\_\_\_


\_\_\_\_\_  
\_\_\_\_\_



Object: \_\_\_\_\_

Used for: \_\_\_\_\_

\_\_\_\_\_  
\_\_\_\_\_



Object: \_\_\_\_\_




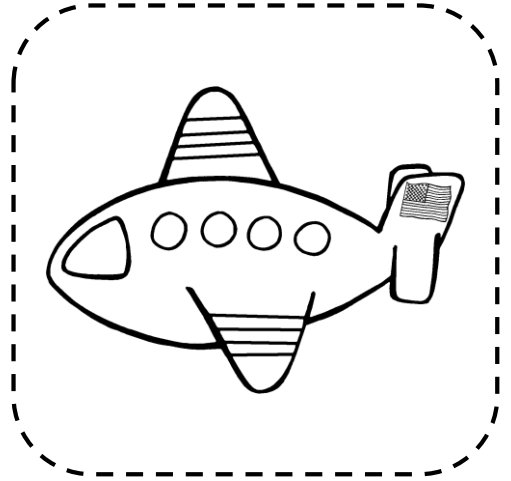

Used for: \_\_\_\_\_

\_\_\_\_\_  
\_\_\_\_\_

# What Goes Together?


Draw a line to match up the items that go together.

Explain to your teacher why they belong together.



# Vocabulary

Use the words in the box below to label the boy.



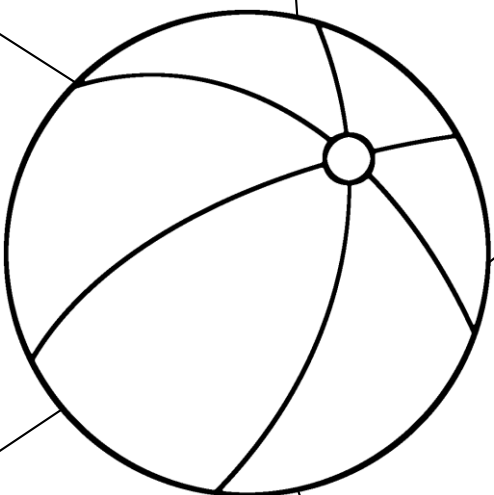
toe      tank top      glasses      shorts  
hair      shovel      arm      flip flop

# Describe it!

What does it feel like?

Where do you find it?

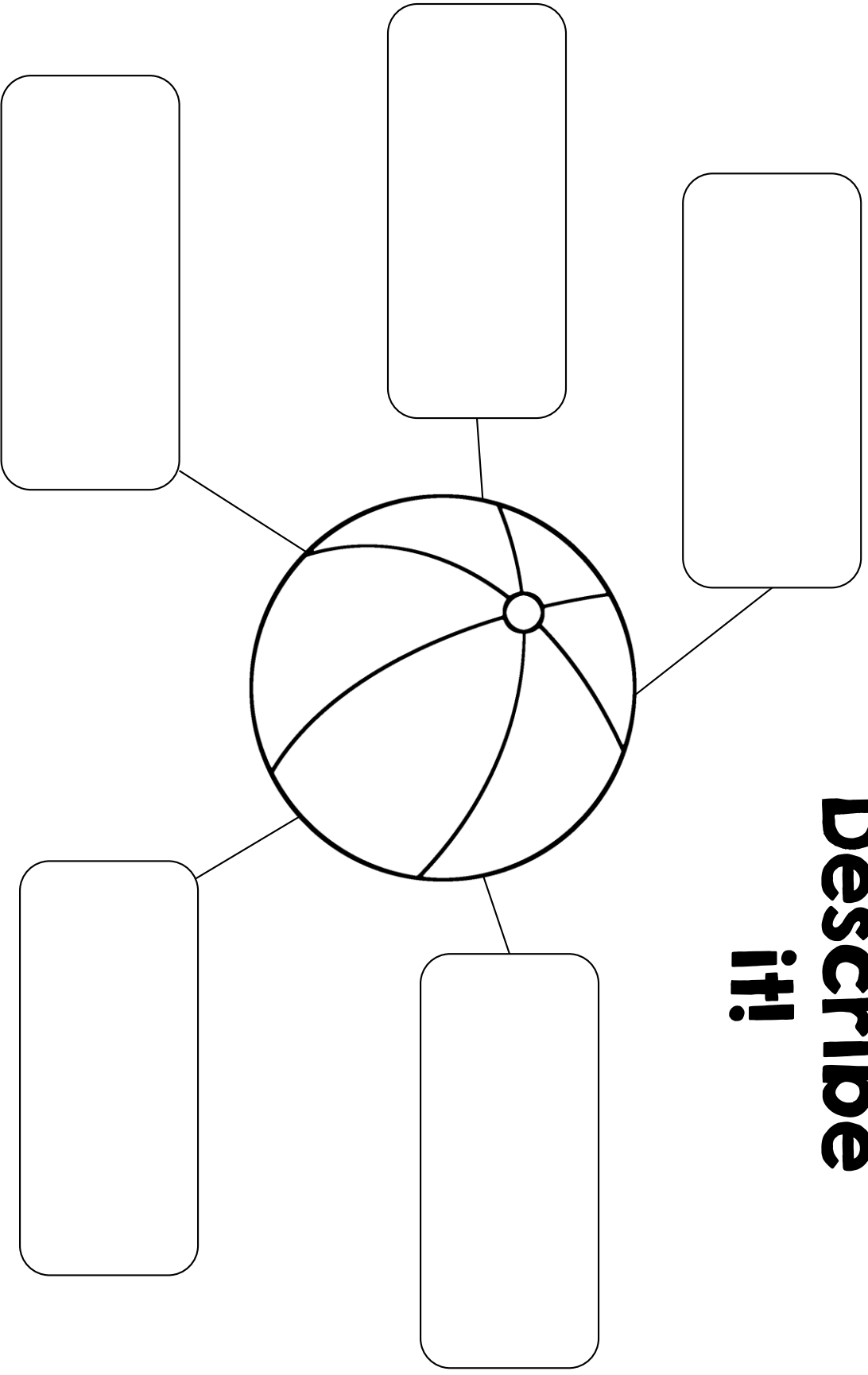
What is it made of?

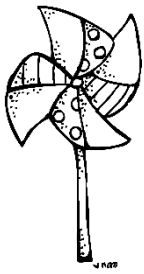


What is it used for?

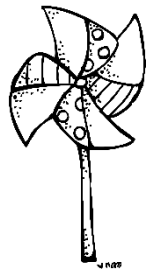
When do you use it?

# Describe it!





# Categorizing







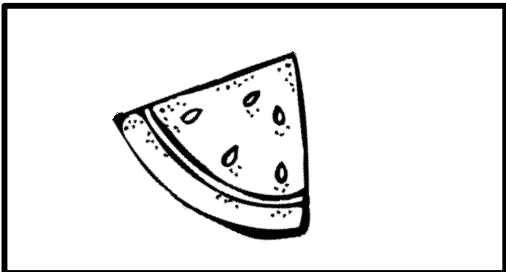
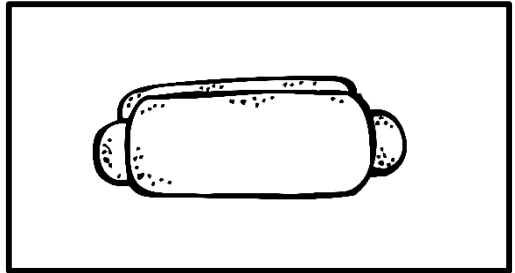

Cut out the pictures on the following page and stick them in the correct category below.

Things you would find at  
a Summertime picnic.

Things you would find  
on a trip to the beach

# Categorizing



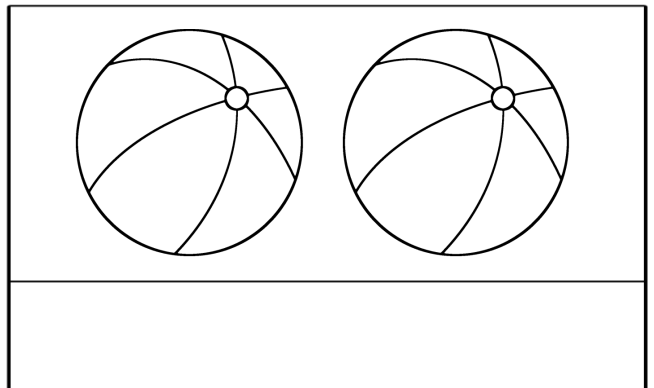
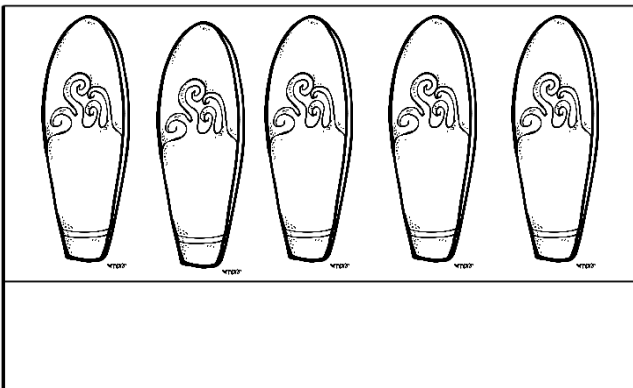


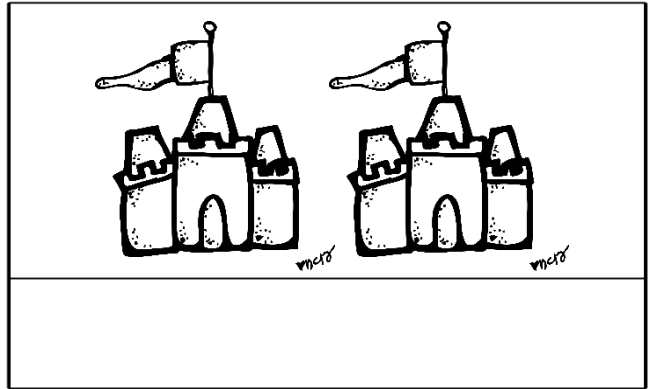

Cut out the pictures below and paste them in the correct category.





# Plurals

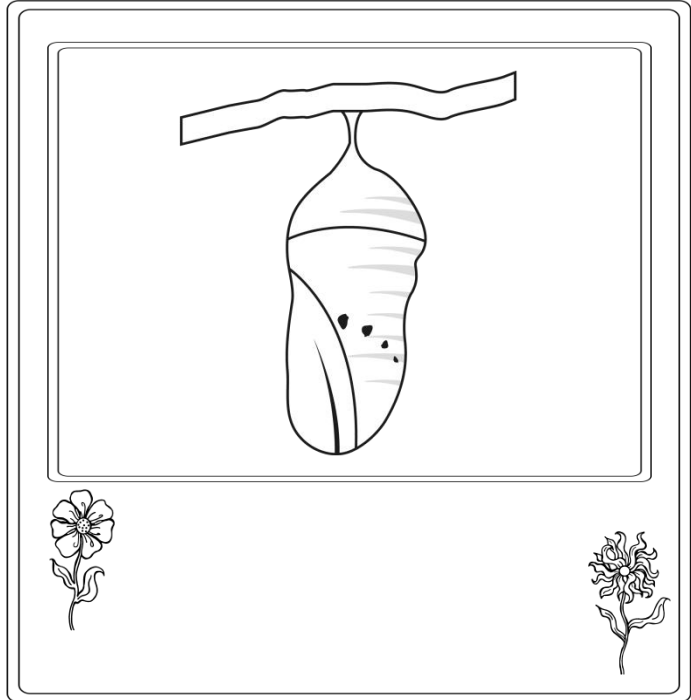


Label the objects underneath the picture. Use the correct plural form.



# Sequencing Activity

Cut out the 4 frames below and put them in the correct order. Then glue them to a blank page.

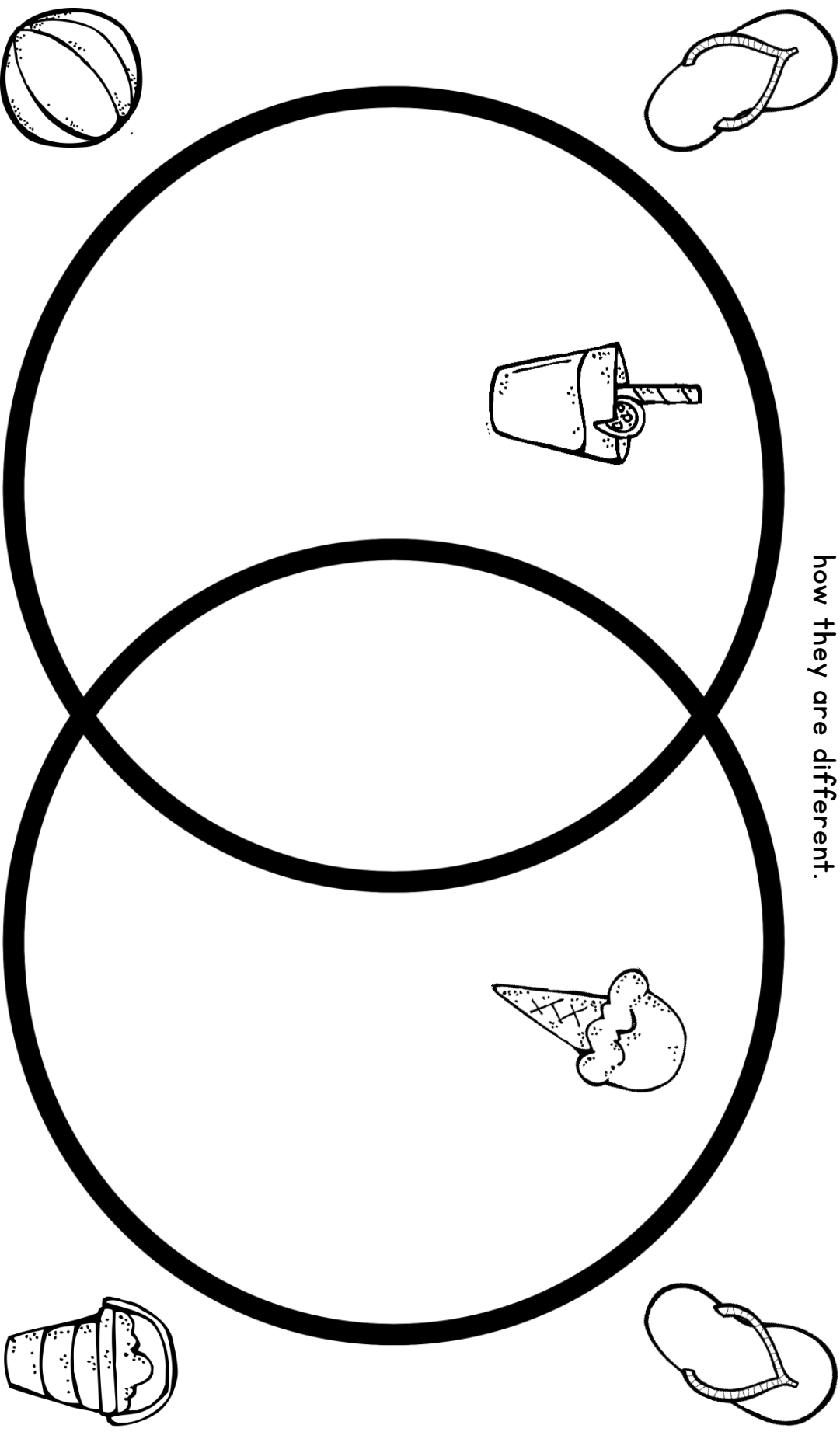
You may write a description of the steps beneath each picture if you wish.



# Compare and Contrast

Use the Venn Diagram to compare and contrast a cold drink and an ice cream cone.


Write a paragraph on a separate sheet of paper to describe how they are the same and how they are different.



# My Summer Vacation

What will you do on your Summer vacation?  
Write about it on the lines below the picture.  
Use the words in the box to help you.

first      next      then      before      after      finally




Handwriting practice lines consisting of solid top and bottom lines with a dashed middle line.

# My Summer Vacation

What will you do on your Summer vacation?  
Write about it on the lines below the picture.  
Use the words in the box to help you.

first      next      then      before      after      finally



-----

-----


-----

-----

-----

-----

-----




## Following Directions

1. Draw a square around the beach ball.
2. Color the surfboard blue and yellow.
3. Write an S above the sandcastle.
4. Draw another sticker on the suitcase.
5. Draw a firefly in the jar.


# Antonyms

For each of the words listed below, write the opposite on the line beside the word.




hot

---



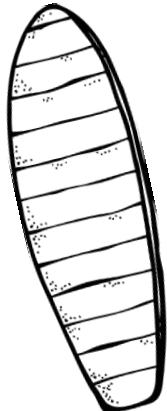
friend

---



sunny

---



sour

---

outside

---

guest

---



excited

---




freedom

---

## Multiple Meaning Words

Read the sentences below and give an alternative meaning for the word that is underlined.



Write it on the line underneath.

My family will take a trip to the Grand Canyon this Summer.

---

I must spray the lawn during hot weather.

---

Putting ice in our drinks will help cool us off.

---

I wouldn't mind if it were Summer all year long.

---

Playing in the yard is one of my favorite Summertime activities.

---





# Vocabulary Cards



On the following pages you will find 12 Summer themed word cards. They are useful for quick and easy vocabulary games and activities when you have a few moments to fill.

Here are some ideas for using them. I'm sure you will think of many more!

- Print two sets of cards, have your students play a matching pairs game. When they successfully match two words they should verbally make a sentence containing that word before moving on to the next player.
- Use the cards as writing prompts to help younger students write the words into a vocabulary notebook. Have them draw a picture of each word underneath.



Summer

beach  
ball

swim

vacation

barbecue

sandcastle

surfboard

umbrella

beach

June

July

August