


Print & Go Activities

On the following pages you will find quick and easy “print & go” activities and worksheets suitable for a wide range of students on your caseload.

From simple labeling through to multiple meaning words activities, these activities will keep your students occupied and learning.

Use them in sessions or send them home during Summer break for extra practice.



Object Function


What is it used for?

Name each superhero item and describe what it is used for.



Object: _____

Used for: _____



Object: _____

Used for: _____





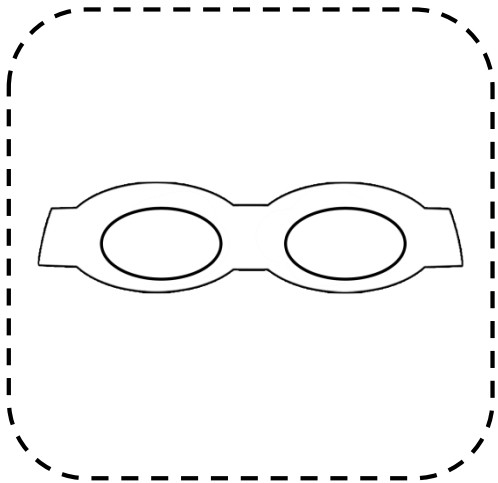

Object: _____

Used for: _____

What Goes Together?


Draw a line to match up the items that go together.

Explain to your teacher why they belong together.



Vocabulary

Use the words in the box below to label the superhero girl.




cape	mask	glove	star
boot	leg	hair	arm

Describe it!

What does it feel like?

Where do you find it?

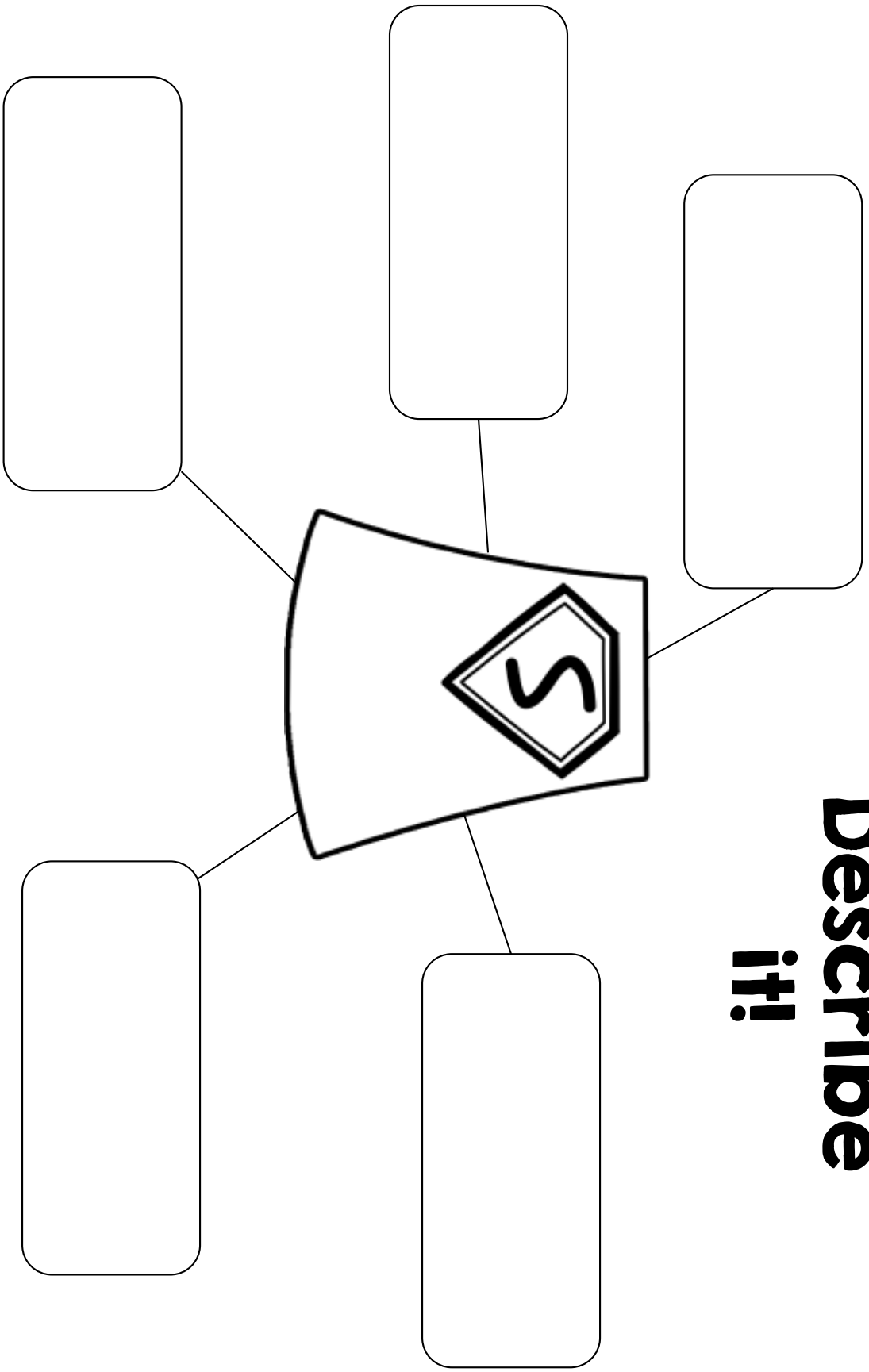


What is it made of?

What is it used for?

When do you use it?

Describe it!





Categorizing








Cut out the pictures on the following page and stick them in the correct category below.

Pictures that illustrate jobs
for a superhero.

Things that a superhero
might receive as a reward.


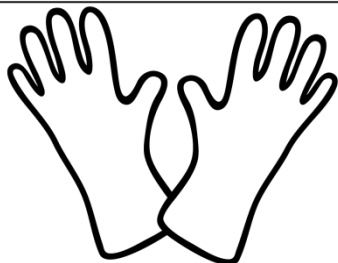


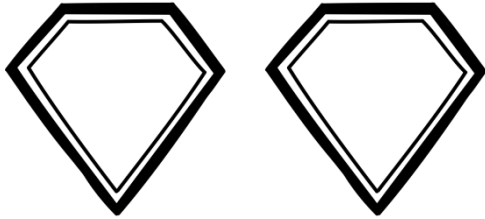
Categorizing

Cut out the pictures below and paste them in the correct category.



Plurals





Label the objects underneath the picture. Use the correct plural form.



Sequencing Activity

Cut out the 4 frames below and put them in the correct order. Then glue them to a blank page.

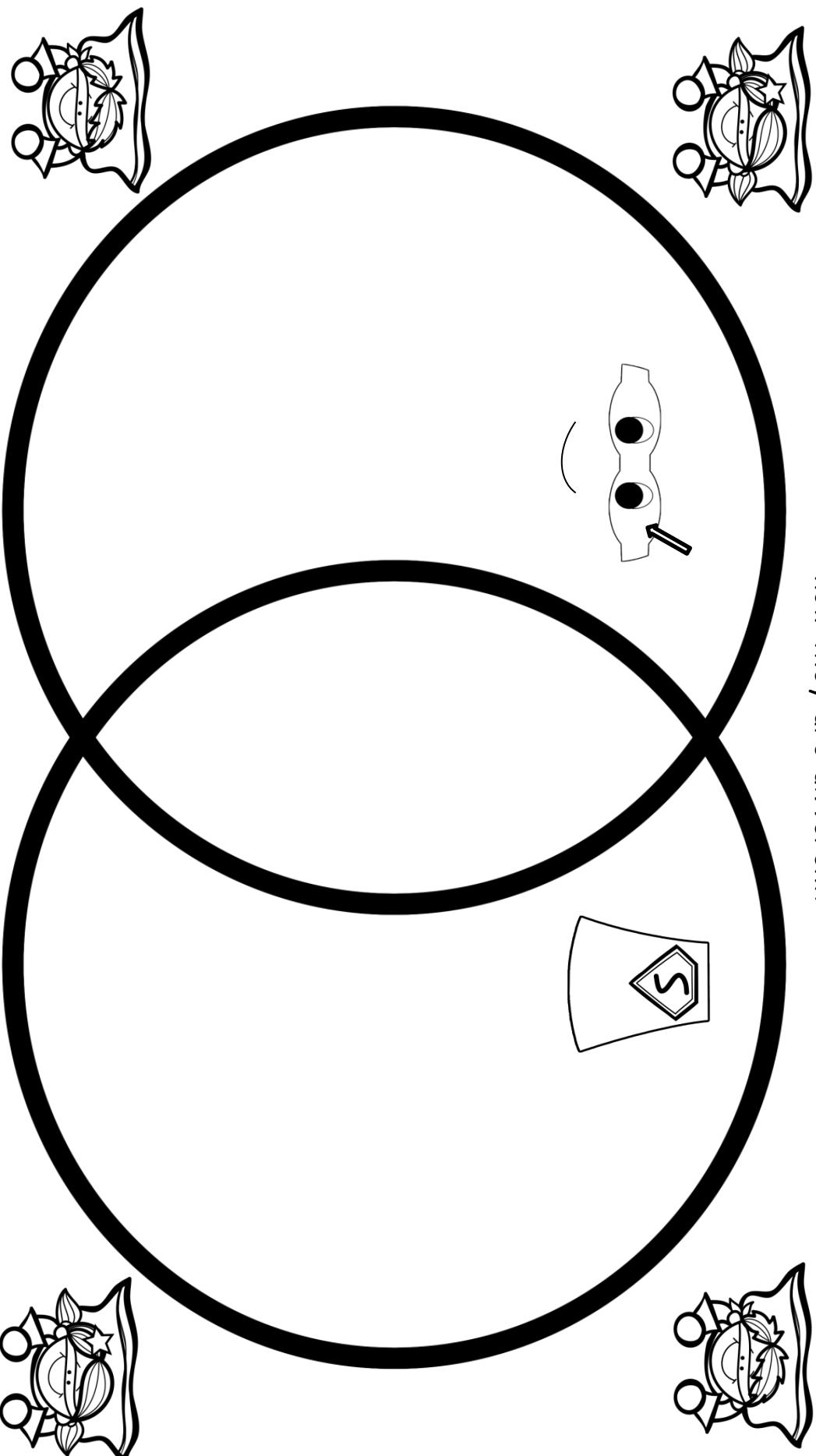
You may write a description of the steps beneath each picture if you wish.



Compare and Contrast

Use the Venn Diagram to compare and contrast a superhero's mask and cape.

Write a paragraph on a separate sheet of paper to describe how they are the same and how they are different.



My Superhero Adventure

What would you do on a superhero adventure?

Write about it on the lines below the picture.

Use the words in the box to help you.

first

next

then

before

after

finally



Handwriting practice lines consisting of solid top and bottom lines with a dashed middle line. There are five sets of these lines provided for writing.

My Superhero Adventure

What would you do on a superhero adventure?

Write about it on the lines below the picture.

Use the words in the box to help you.

first


next




then

before

after

finally





Following Directions

1. Draw a rectangle around the standing superhero.
2. Color the starburst blue.
3. Draw another cloud for the superhero to fly through..
4. Draw an S on the shield.
5. Draw a circle around the flying superhero.



Antonyms

For each of the words listed below, write the opposite on the line beside the word.



bravery _____

victory _____



ally _____



encourage _____

famous _____



leader _____

distant _____



generous _____

Multiple Meaning Words

Read the sentences below and give an alternative meaning for the word that is underlined.

Write it on the line underneath.



The superhero will fly off and save the day!

The superhero wears a mask to hide his identity.

Superheroes help you when you get into a jam.

She got here just in the nick of time.

The superhero received a key to the city for all his hard work.

Her costume has a large letter S on the chest.



Vocabulary Cards



On the following pages you will find 12 superhero themed word cards. They are useful for quick and easy vocabulary games and activities when you have a few moments to fill.

Here are some ideas for using them. I'm sure you will think of many more!

- Print two sets of cards, have your students play a matching pairs game. When they successfully match two words they should verbally make a sentence containing that word before moving on to the next player.
- Use the cards as writing prompts to help younger students write the words into a vocabulary notebook. Have them draw a picture of each word underneath.



superhero

cloud

save

shield

mask

disguise

costume

brave

cape

helpful

leader

strong