




# Interactive Vocabulary Scene

- Use as an oral language activity at sentence or conversation level. The student makes a picture on the background and describes the scene. This works as a cut and paste or as a cookie sheet activity using magnetic paper.
- Print and laminate two copies. Use as a barrier game where a student makes a picture with the cut outs and then gives directions to another student.



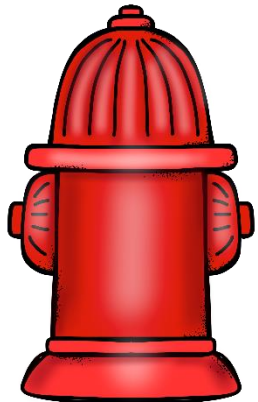





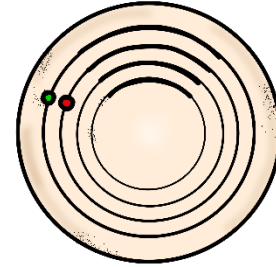





Cut around the items.





Cut around the items.

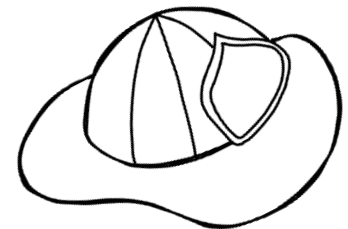












Cut around the items.



Cut around the items.

