

# Interactive Vocabulary Scene

The following pages can be used as an extension activity to differentiate for students at a higher level.


Here are three different ideas to try:

- Use as an activity to stretch more able students. Some will be ready to use more advanced vocabulary than is already included in the other sections of the packet. Encourage descriptive vocabulary rather than simply naming.



# Interactive Vocabulary Scene




- Use as an oral language activity at sentence or conversation level. The student makes a picture on the background and describes the scene. This works as a cut and paste or as a cookie sheet activity using magnetic paper.
- Print and laminate two copies. Use as a barrier game where a student makes a picture with the cut outs and then gives directions to another student.







Cut around the items.





Cut around the items.

