



















Draw a circle around
the picture that
rhymes in each row.



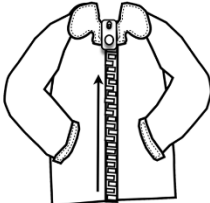
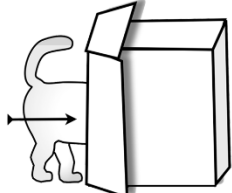
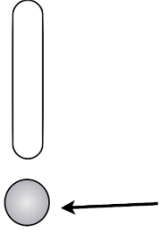



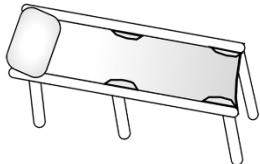


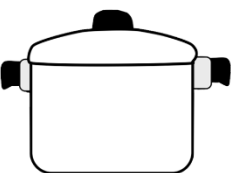





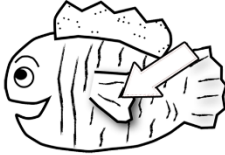


Cut out the notebook page above and stick into your notebook. Have your student follow the directions to complete the activity.

To extend the activity to the next level, ask students to think of as many other words as they can to rhyme with the target word. Decide in advance whether you will accept nonsense rhyming words such as "hap" to rhyme with cap.

Draw a circle around the picture that rhymes in each row.

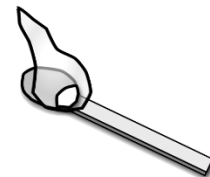

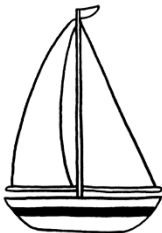
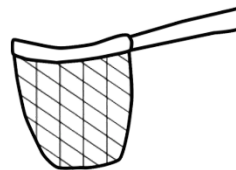
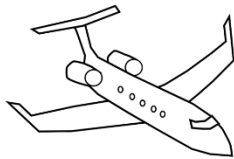
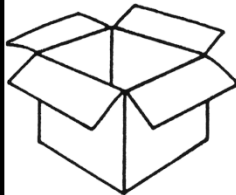


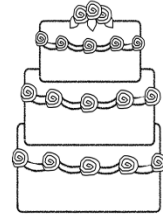
	Draw a circle around the picture that rhymes in each row.		
			
			
			
			

Cut out the notebook page above and stick into your notebook. Have your student follow the directions to complete the activity.

To extend the activity to the next level, ask students to think of as many other words as they can to rhyme with the target word. Decide in advance whether you will accept nonsense rhyming words such as "hap" to rhyme with cap.




Draw a circle around
the picture that
rhymes in each row.










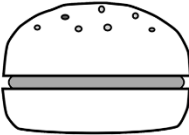

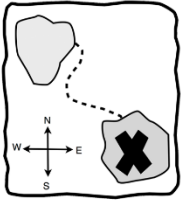







Cut out the notebook page above and stick into your notebook. Have your student follow the directions to complete the activity.

To extend the activity to the next level, ask students to think of as many other words as they can to rhyme with the target word. Decide in advance whether you will accept nonsense rhyming words such as "hap" to rhyme with cap.



Draw a circle around
the picture that
rhymes in each row.



Cut out the notebook page above and stick into your notebook. Have your student follow the directions to complete the activity.

To extend the activity to the next level, ask students to think of as many other words as they can to rhyme with the target word. Decide in advance whether you will accept nonsense rhyming words such as "hap" to rhyme with cap.