

# Rhyme Maker

I can write new words by adding letters to the beginning of in.


s	f
p	t
b	th

Cut along all solid lines to create flaps. Fold along the dotted lines and apply a bit of glue to the back side of the left and right edges and stick into your notebook.

Have your student lift the flap and write the new words underneath.

# Rhyme Maker

I can write new words by adding letters to the beginning of an.




Cut along all solid lines to create flaps. Fold along the dotted lines and apply a bit of glue to the back side of the left and right edges and stick into your notebook.

Have your student lift the flap and write the new words underneath.

# Rhyme Maker

I can write new words by adding letters to the beginning of ot.




Cut along all solid lines to create flaps. Fold along the dotted lines and apply a bit of glue to the back side of the left and right edges and stick into your notebook.

Have your student lift the flap and write the new words underneath.

# Rhyme Maker

I can write new words by adding letters to the beginning of ad.




Cut along all solid lines to create flaps. Fold along the dotted lines and apply a bit of glue to the back side of the left and right edges and stick into your notebook.

Have your student lift the flap and write the new words underneath.

# Rhyme Maker

I can write new words by adding letters to the beginning of ip.




Cut along all solid lines to create flaps. Fold along the dotted lines and apply a bit of glue to the back side of the left and right edges and stick into your notebook.

Have your student lift the flap and write the new words underneath.

# Rhyme Maker

I can write new words by adding letters to the beginning of ig.




Cut along all solid lines to create flaps. Fold along the dotted lines and apply a bit of glue to the back side of the left and right edges and stick into your notebook.

Have your student lift the flap and write the new words underneath.

# Rhyme Maker

I can write new words by adding letters to the beginning of og.




Cut along all solid lines to create flaps. Fold along the dotted lines and apply a bit of glue to the back side of the left and right edges and stick into your notebook.

Have your student lift the flap and write the new words underneath.

# Rhyme Maker

I can write new words by adding letters to the beginning of at.



Cut along all solid lines to create flaps. Fold along the dotted lines and apply a bit of glue to the back side of the left and right edges and stick into your notebook.

Have your student lift the flap and write the new words underneath.



# Rhyme Maker

I can write new words by adding letters to the beginning of ee.


s	b
t	tr
fr	kn

Cut along all solid lines to create flaps. Fold along the dotted lines and apply a bit of glue to the back side of the left and right edges and stick into your notebook.

Have your student lift the flap and write the new words underneath.

# Rhyme Maker

I can write new words by adding letters to the beginning of ake.



Cut along all solid lines to create flaps. Fold along the dotted lines and apply a bit of glue to the back side of the left and right edges and stick into your notebook.

Have your student lift the flap and write the new words underneath.