







Rhyme Maker

I can write new words by adding letters to the beginning of in.







| | |
|--|--|
| <p>S</p>  | <p>f</p>  |
| <p>p</p>  | <p>t</p>  |
| <p>b</p>  | <p>th</p>  |

Cut along all solid lines to create flaps. Fold along the dotted lines and apply a bit of glue to the back side of the left and right edges and stick into your notebook.

Have your student lift the flap and write the new words underneath.

Rhyme Maker

I can write new words by adding letters to the beginning of an.







| | |
|--|---|
| <p>r</p>  | <p>f</p>  |
| <p>p</p>  | <p>c</p>  |
| <p>v</p>  | <p>m</p>  |

Cut along all solid lines to create flaps. Fold along the dotted lines and apply a bit of glue to the back side of the left and right edges and stick into your notebook.

Have your student lift the flap and write the new words underneath.

Rhyme Maker

I can write new words by adding letters to the beginning of ot.







| | |
|--|---|
| <p>r</p>  | <p>d</p>  |
| <p>p</p>  | <p>n</p>  |
| <p>t</p>  | <p>h</p>  |

Cut along all solid lines to create flaps. Fold along the dotted lines and apply a bit of glue to the back side of the left and right edges and stick into your notebook.

Have your student lift the flap and write the new words underneath.

Rhyme Maker

I can write new words by adding letters to the beginning of ad.







| | |
|--|---|
| <p>l</p>  | <p>d</p>  |
| <p>s</p>  | <p>m</p>  |
| <p>b</p>  | <p>h</p>  |

Cut along all solid lines to create flaps. Fold along the dotted lines and apply a bit of glue to the back side of the left and right edges and stick into your notebook.

Have your student lift the flap and write the new words underneath.

Rhyme Maker

I can write new words by adding letters to the beginning of ip.







| | |
|--|---|
| <p>l</p>  | <p>r</p>  |
| <p>s</p>  | <p>z</p>  |
| <p>d</p>  | <p>h</p>  |

Cut along all solid lines to create flaps. Fold along the dotted lines and apply a bit of glue to the back side of the left and right edges and stick into your notebook.

Have your student lift the flap and write the new words underneath.

Rhyme Maker

I can write new words by adding letters to the beginning of ig.







| | |
|--|---|
| <p>p</p>  | <p>r</p>  |
| <p>w</p>  | <p>b</p>  |
| <p>d</p>  | <p>f</p>  |

Cut along all solid lines to create flaps. Fold along the dotted lines and apply a bit of glue to the back side of the left and right edges and stick into your notebook.

Have your student lift the flap and write the new words underneath.

Rhyme Maker

I can write new words by adding letters to the beginning of og.







| | |
|--|---|
| <p>l</p>  | <p>fr</p>  |
| <p>f</p>  | <p>b</p>  |
| <p>d</p>  | <p>h</p>  |

Cut along all solid lines to create flaps. Fold along the dotted lines and apply a bit of glue to the back side of the left and right edges and stick into your notebook.

Have your student lift the flap and write the new words underneath.

Rhyme Maker

I can write new words by adding letters to the beginning of at.







| | |
|--|---|
| <p>p</p>  | <p>r</p>  |
| <p>m</p>  | <p>c</p>  |
| <p>b</p>  | <p>h</p>  |

Cut along all solid lines to create flaps. Fold along the dotted lines and apply a bit of glue to the back side of the left and right edges and stick into your notebook.

Have your student lift the flap and write the new words underneath.

Rhyme Maker

I can write new words by adding letters to the beginning of ee.







| | |
|---|--|
| <p>S</p>  | <p>b</p>  |
| <p>t</p>  | <p>tr</p>  |
| <p>fr</p>  | <p>kn</p>  |

Cut along all solid lines to create flaps. Fold along the dotted lines and apply a bit of glue to the back side of the left and right edges and stick into your notebook.

Have your student lift the flap and write the new words underneath.

Rhyme Maker

I can write new words by adding letters to the beginning of ake.

| | |
|--|---|
| <p>t</p>  | <p>r</p>  |
| <p>f</p>  | <p>m</p>  |
| <p>l</p>  | <p>c</p>  |

Cut along all solid lines to create flaps. Fold along the dotted lines and apply a bit of glue to the back side of the left and right edges and stick into your notebook.

Have your student lift the flap and write the new words underneath.