


Instructions

- Cut out the 20 rhyming cards and place face down on the desk in rows and play a game of matching pairs.
- When the student finds a matching (rhyming) pair, they keep the cards. The player with the most cards wins.
- **Alternative (Single Player) Game:** Play as before but when the student finds a matching pair, have them “collect” the snowball cards in the empty barrel on the baseboard.




bat

© TeachingTalking



hat

© TeachingTalking



fan

© TeachingTalking




pan

© TeachingTalking



dog

© TeachingTalking




log

© TeachingTalking



bee

© TeachingTalking




tree

© TeachingTalking




big

© TeachingTalking




pig

© TeachingTalking



bun

© TeachingTalking



sun

© TeachingTalking




drum

© TeachingTalking




gum

© TeachingTalking




slip

© TeachingTalking



zip

© TeachingTalking




ham

© TeachingTalking



ram

© TeachingTalking



net

© TeachingTalking



wet

© TeachingTalking

