

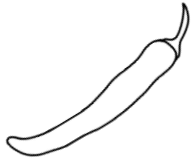


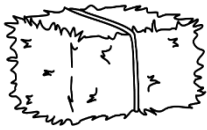
For non-readers, you can use the following mini-images with almost all of the templates included in this set.



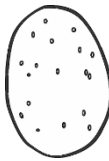
/p/



/b/



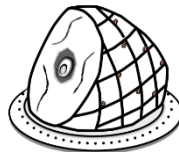

/t/





/d/



/m/



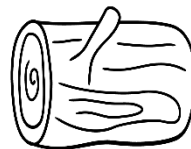
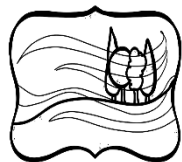
/n/



/k/



/g/



/f/



/v/



/s/



/z/




/sh/




/ch/



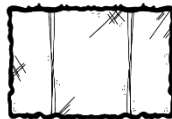
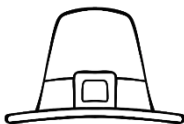
/th/



/w/




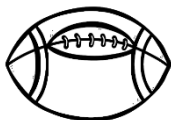
/h/



/l/



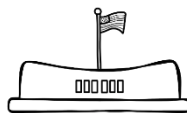
/ll/




/r/
pre-vocalic





/r/
vocalic



/r/
blends



/ll/
blends



/s/
blends

