





COUNTING SYLLABLES

Cut around the syllable cards and glue into your notebook. Use a stamp or BINGO dauber to mark the circle with the correct number of syllables.


 <p>1 2 3</p>	 <p>1 2 3</p>
 <p>1 2 3</p>	 <p>1 2 3</p>

COUNTING SYLLABLES

Cut around the syllable cards and glue into your notebook. Use a stamp or BINGO dauber to mark the circle with the correct number of syllables.



- 1
- 2
- 3



- 1
- 2
- 3







- 1
- 2
- 3



- 1
- 2
- 3


COUNTING SYLLABLES

Cut around the syllable cards and glue into your notebook. Use a stamp or BINGO dauber to mark the circle with the correct number of syllables.


 <p>① ② ③</p>	 <p>① ② ③</p>
 <p>① ② ③</p>	 <p>① ② ③</p>

COUNTING SYLLABLES


Cut around the syllable cards and glue into your notebook. Use a stamp or BINGO dauber to mark the circle with the correct number of syllables.




- ① ② ③



- ① ② ③



- ① ② ③



- ① ② ③