






For non-readers, you can use the following mini-images with almost all of the templates included in this set.



/p/



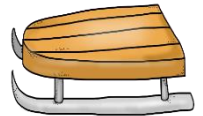
/b/



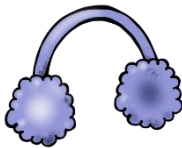
/t/



/d/



/m/



/n/



/k/



/g/



/f/



/v/



/s/




/z/



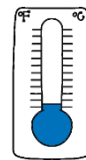
/sh/



/ch/



/th/



/w/




/h/



/j/

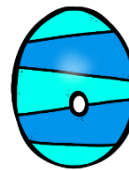


/l/




/r/

pre-vocalic



/r/

vocalic



/r/

blends



/l/

blends



/s/

blends

