

Print & Go Activities



On the following pages you will find quick and easy “print & go” activities and worksheets suitable for a wide range of students on your caseload.

From simple labeling through to multiple meaning words, these activities will keep your students occupied and learning.

Use them to challenge early finishers or send them home for extra practice.



Object Function

What is it used for?

Name each Easter item and describe what it is used for.



Object: _____

Used for: _____



Object: _____

Used for: _____



Object: _____


Used for: _____

Cut around the outer edge and have your student complete the activity. Then help them to secure the worksheet into their notebook for later review.

What Goes Together?

Draw a line to match up the items that go together.

Explain to your teacher why they belong together.




© Teaching Talking

Cut around the outer edge and have your student complete the activity. Then help them to secure the worksheet into their notebook for later review.

Vocabulary

Use the words in the box below to label the bunny.



nose ear belt tie
cuff pants Easter egg

© Teaching Talking

Cut around the outer edge and have your student complete the activity. Then help them to secure the worksheet into their notebook for later review.

**Describe
it!**

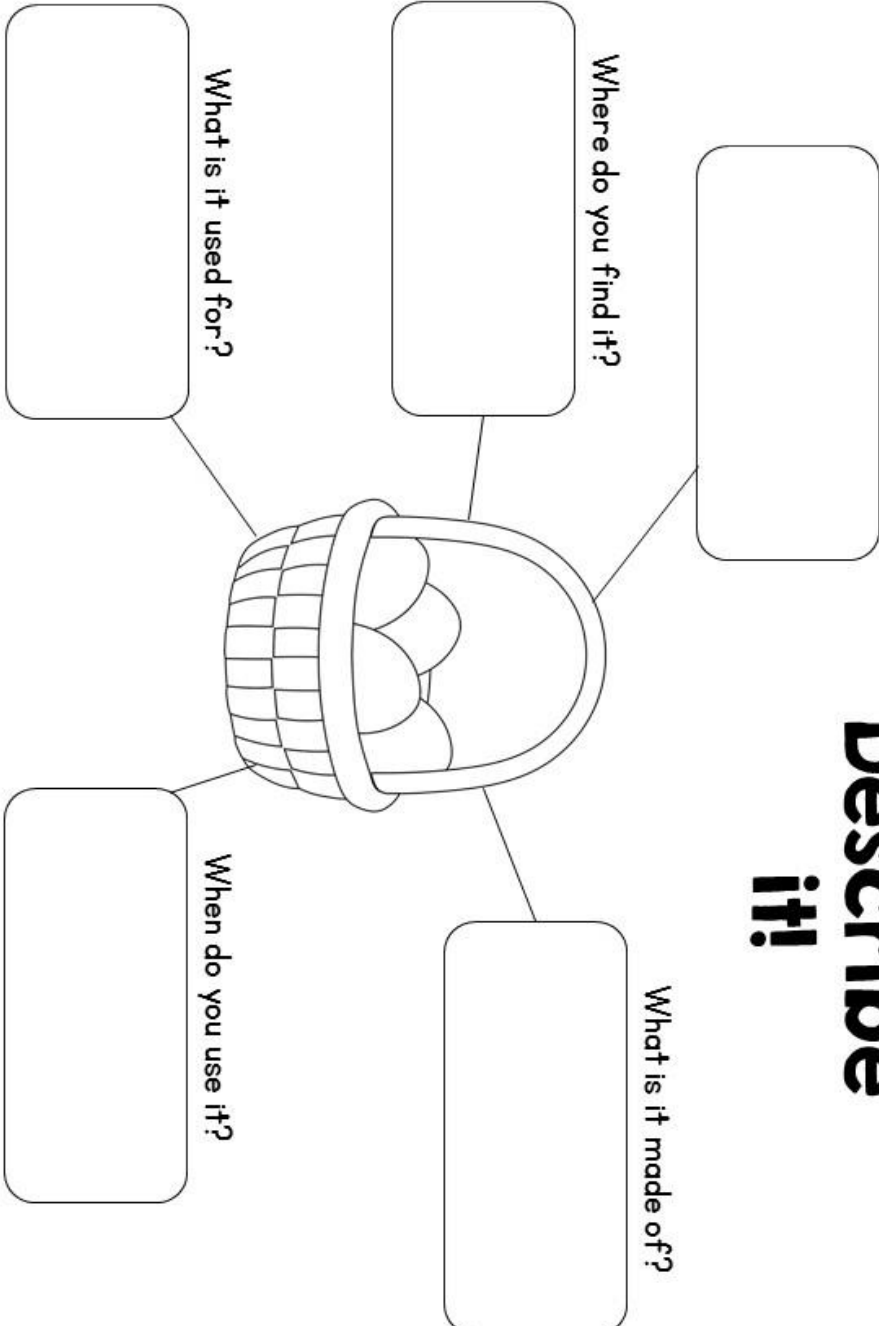
What does it feel like?

Where do you find it?

What is it used for?

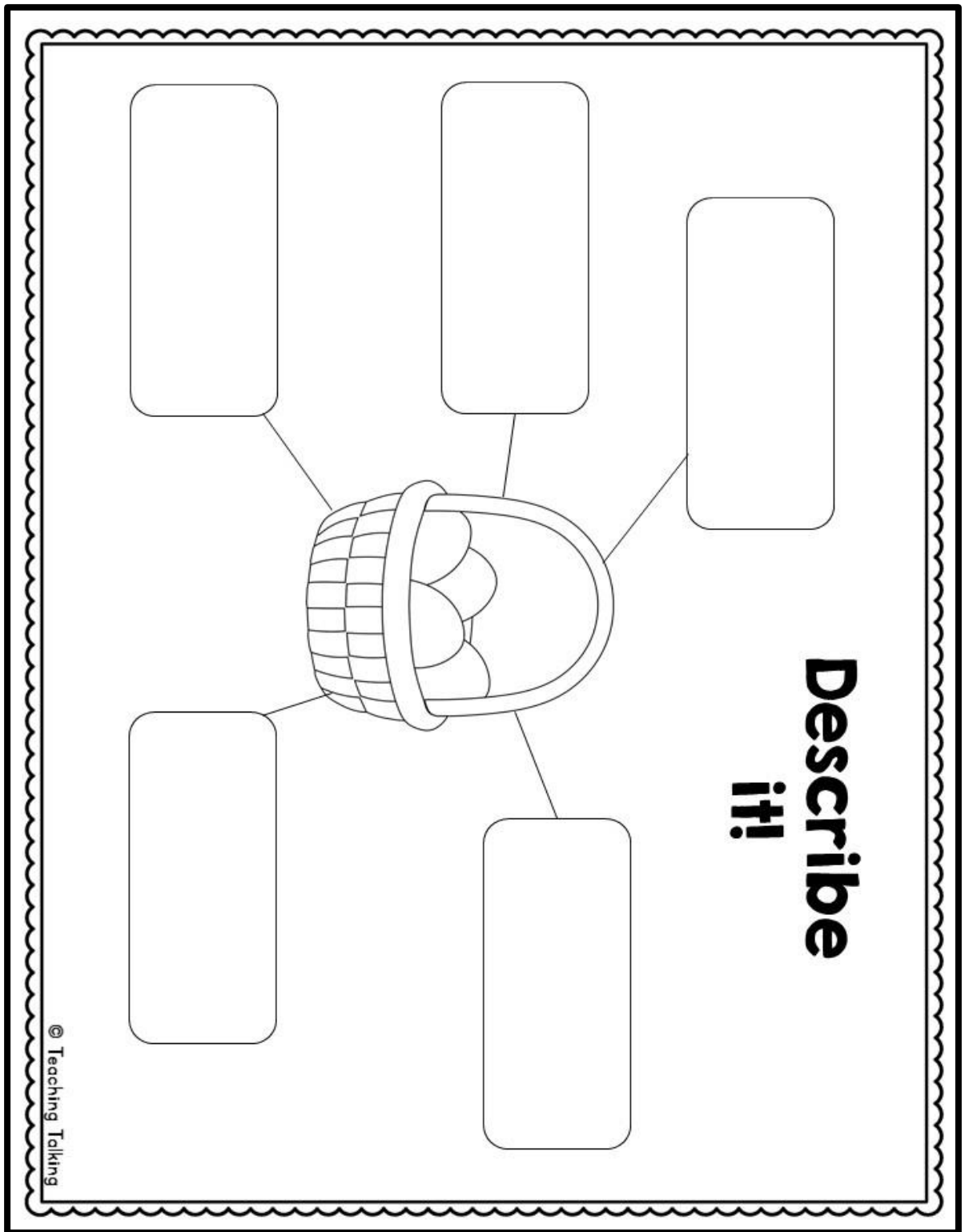
When do you use it?

What is it made of?



© Teaching Talking

Cut around the outer edge and have your student complete the activity. Then help them to secure the worksheet into their notebook for later review.



Cut around the outer edge and have your student complete the activity. Then help them to secure the worksheet into their notebook for later review.



Categorizing






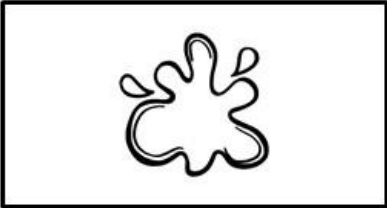

Cut out the pictures on the following page
and stick them in the correct Easter
category.

Things you use to decorate an Easter egg	Places you can find Easter eggs

Cut around the outer edge and have your student complete the activity. Then help them to secure the worksheet into their notebook for later review.

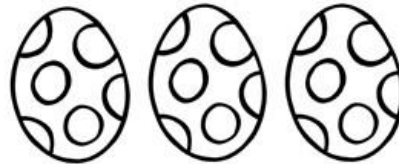



Categorizing

Cut out the pictures below and paste them in the correct Easter category.



Plurals

Label the objects underneath the picture. Use the correct plural form.




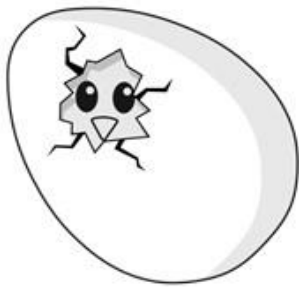


Cut around the outer edge and have your student complete the activity. Then help them to secure the worksheet into their notebook for later review.

Sequencing Activity

Cut out the 4 frames below and put them in the correct order. Then glue them to a blank page.


You may write a description of the steps beneath each picture if you wish.



Compare and Contrast

Use the Venn Diagram to compare and contrast a chicken and a duckling.

Write a paragraph on a separate sheet of paper to describe how they are the same and how they are different.



© Teaching Talking

Cut around the outer edge and have your student complete the activity. Then help them to secure the worksheet into their notebook for later review.


My Easter Sunday

What will you do on Easter Sunday? Write about your day on the lines below the picture.

Use the words in the box to help you.



first next then before after finally



Handwriting practice lines consisting of solid top and bottom lines with a dashed middle line. There are ten sets of these lines for writing.

Cut around the outer edge and have your student complete the activity. Then help them to secure the worksheet into their notebook for later review.

My Easter Sunday

What will you do on Easter Sunday? Write about your day on the lines below the picture.


Use the words in the box to help you.



first next then before after finally



Cut around the outer edge and have your student complete the activity. Then help them to secure the worksheet into their notebook for later review.



Following Directions

1. Draw a circle around the paint can.
2. Color the flower orange.
3. Write an P above the paintbrush.
4. Draw polka dots on the Easter egg.
5. Draw some eggs in the Easter basket.

© Teaching Talking

Cut around the outer edge and have your student complete the activity. Then help them to secure the worksheet into their notebook for later review.



Antonyms

For each of the words listed below, write the opposite on the line beside the word.

neat _____

remember _____

near _____

ugly _____

fast _____

low _____

within _____

outside _____

© Teaching Talking

Cut around the outer edge and have your student complete the activity. Then help them to secure the worksheet into their notebook for later review.



Multiple Meaning Words

Read the sentences below and give an alternative meaning for the word that is underlined.

Write it on the line underneath.

Father says that he used to hunt for Easter eggs when he was a kid.

My sister likes to skip when she hunts for Easter eggs.

He painted his Easter eggs with blue stripes.

We will check high and low until all of the eggs are found.

The Easter bunny will hide the Easter eggs.

Cut around the outer edge and have your student complete the activity. Then help them to secure the worksheet into their notebook for later review.



Vocabulary Cards

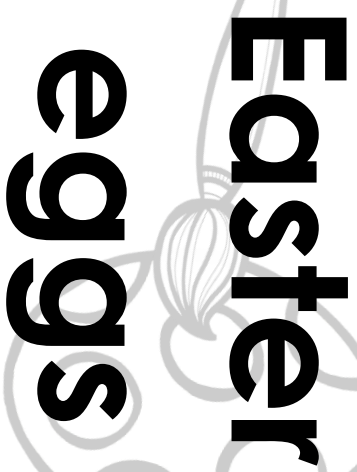


On the following pages you will find 12 Valentine's Day themed word cards. They are useful for quick and easy vocabulary games and activities when you have a few moments to fill.

Here are some ideas for using them. I'm sure you will think of many more!

- Print two sets of cards, have your students play a matching pairs game. When they successfully match two words they should verbally make a sentence containing that word before moving on to the next player.
- Use the cards as writing prompts to help younger students write the words into a vocabulary notebook. Have them draw a picture of each word underneath.





**Easter
eggs**



basket



paint




celebrate



dye



hunt



**Easter
Bunny**



lily



lamb



hide



family



chick