


# COUNTING SYLLABLES

Cut around the syllable cards and glue into your notebook. Use a stamp or BINGO dauber to mark the circle with the correct number of syllables.



- 1
- 2
- 3



- 1
- 2
- 3




- 1
- 2
- 3




- 1
- 2
- 3

# COUNTING SYLLABLES

Cut around the syllable cards and glue into your notebook. Use a stamp or BINGO dauber to mark the circle with the correct number of syllables.



- 1
- 2
- 3



- 1
- 2
- 3




- 1
- 2
- 3




- 1
- 2
- 3

# COUNTING SYLLABLES


Cut around the syllable cards and glue into your notebook. Use a stamp or BINGO dauber to mark the circle with the correct number of syllables.



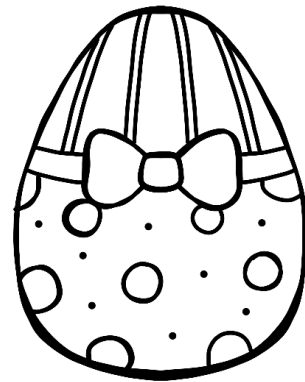
- ①    ②    ③



- ①    ②    ③




- ①    ②    ③



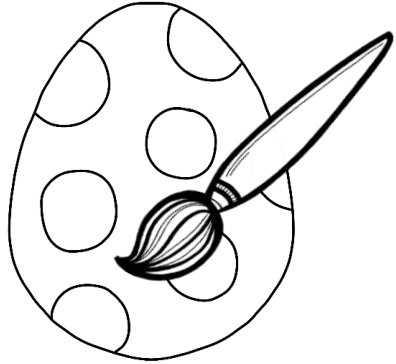
- ①    ②    ③

# COUNTING SYLLABLES

Cut around the syllable cards and glue into your notebook. Use a stamp or BINGO dauber to mark the circle with the correct number of syllables.




- ①    ②    ③



- ①    ②    ③



- ①    ②    ③



- ①    ②    ③