

Homonym pairs

*Please note – this game is a variation of I have / who has ? However, the start and finish point has been left deliberately open ended so you can choose who starts. Also, you may find you need to remove a pair of cards from the game due to regional accent variation and so the game will still function in this case.

On the following pages you will find pairs of homonym pictures. Separate them into single pictures and give one picture to each child in the group, making sure that you give out both pictures in the pair.

Divide the group into 2 halves and tell one half that they have the questions, and the others that they have the answers.

The student with “question” cards take turns to ask the group “Who has a word that is a homonym of... (bat)?”

Students with “answer” cards then check their cards and the child with the match answers “I have... (bat)”


The students can then give each other a high five (or whatever “winning” signal you choose and return their cards to the teacher.

If playing with an individual student, you can vary the game slightly by playing yourself and holding the question cards while the student has the answers. You can then ask “Do you have a word that is a homonym of...” etc.

Send the black & white version home for practice.



bat



bat




chest



chest




scales



scales



well



well




leaves



leaves



saw



saw



band




band




bark




bark




bat



bat




chest




chest




scales



scales




well



well




leaves




leaves




saw




saw



band



band



bark



bark