

Homophone pairs

*Please note – this game is a variation of I have / who has ? However, the start and finish point has been left deliberately open ended so you can choose who starts. Also, you may find you need to remove a pair of cards from the game due to regional accent variation and so the game will still function in this case.

On the following pages you will find pairs of homophone pictures. Separate them into single pictures and give one picture to each child in the group, making sure that you give out both pictures in the pair.

Divide the group into 2 halves and tell one half that they have the questions, and the others that they have the answers.

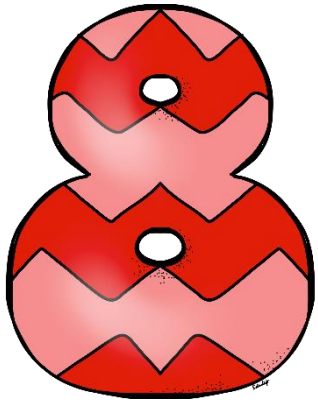
The student with “question” cards take turns to ask the group “Who has a word that is a homophone of... (one)?”

Students with “answer” cards then check their cards and the child with the match answers “I have... (won)”

The students can then give each other a high five (or whatever “winning” signal you choose and return their cards to the teacher.

If playing with an individual student, you can vary the game slightly by playing yourself and holding the question cards while the student has the answers. You can then ask “Do you have a word that is a homophone of...” etc.

Send the black & white version home for practice.



eight



ate




flour



flower




blew




blue




hare




hair



one



woh



pear




pair




night




knight




male




mail




eight



ate




flour




flower



blew




blue




hare




hair



one



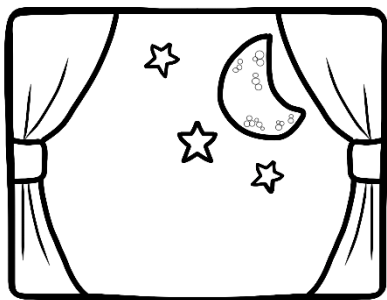
woh




pear




pair



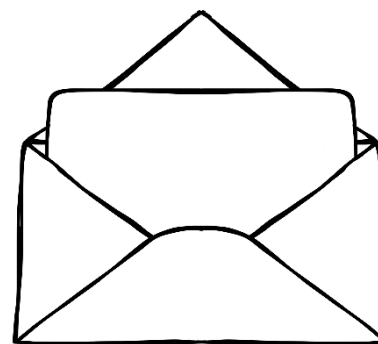
night



knight



male



mail