

# opposites pairs

\*Please note – this game is a variation of I have / who has ? However, the start and finish point has been left deliberately open ended so you can choose who starts.

On the following pages you will find pairs of opposites pictures. Separate them into single pictures and give one picture to each child in the group, making sure that you give out both pictures in the pair.

Divide the group into 2 halves and tell one half that they have the questions, and the others that they have the answers.

The student with “question” cards take turns to ask the group “Who has a word that is the opposite of... (clean)?”

Students with “answer” cards then check their cards and the child with the match answers “I have... (dirty)”


The students can then give each other a high five (or whatever “winning” signal you choose and return their cards to the teacher.

If playing with an individual student, you can vary the game slightly by playing yourself and holding the question cards while the student has the answers. You can then ask “Do you have a word that is the opposite of...” etc.

Send the black & white version home for practice.




on



under



full



empty




in




out




front



back



night



day




sad



happy



dirty




clean




open



closed



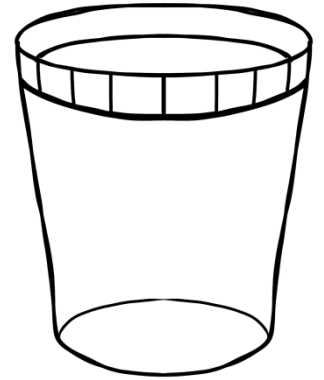
on



under



full



empty




in



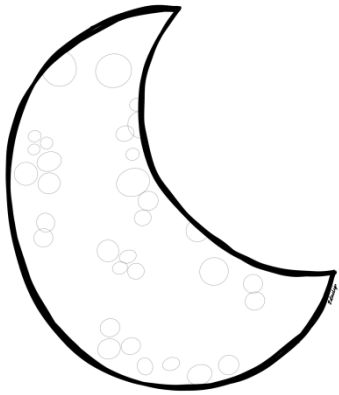
out




front



back




night



day




sad




happy




dirty



clean



open



closed