


Print & Go Worksheets

On the following pages you will find quick and easy “print & go” worksheets suitable for a wide range of students on your caseload.

Use them during your group sessions to occupy early finishers or send them home as a practice activity.

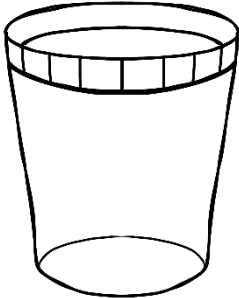











Matching Opposites




Cut out the pictures on the following page and paste them below their matching opposite.






Matching Opposites

Cut out the pictures below and paste them below their matching opposite on your worksheet.



Matching Opposites

Draw a line to match the pairs of opposites.



Matching Opposites

Draw a line to match the pairs of opposites.

