

Articulation Cards



The blackline version of the articulation cards are a great ink-saving option.



Cards are borderless and can quickly be cut on a paper trimmer or with scissors.


Articulation Cards

Therapy Ideas



Print two copies of your articulation cards and play a lotto or pairs game.

Use counters to cover target words after they are said correctly.



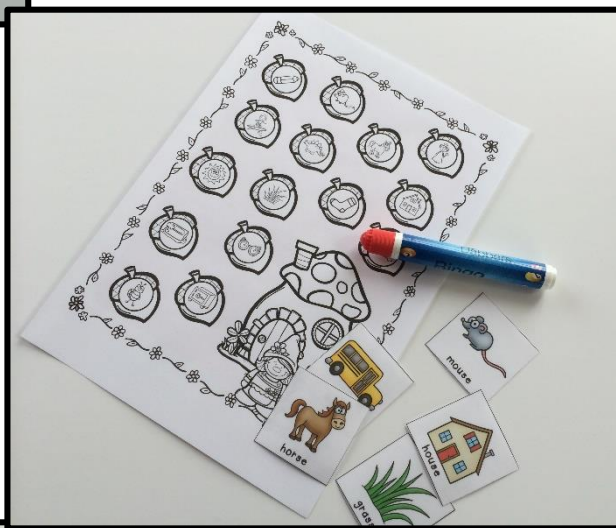
Use the articulation cards with your favorite toys in clinic to make therapy playful and fun!

Articulation Game Boards

Have your students color their game board, laminate. Use and reuse with tokens for multiple practices of target words.



Alternatively, use a bingo dabber and the articulation cards. Have the student search for the target word on the sheet and mark it off with the dabber after they say it correctly.



For a super quick and easy speech drill, use a copy of the game board and tokens without coloring.

6 Designs for Each Sound


Roll, Say & Color Worksheets



These worksheets are ideal for mixed groups. Each of your students can color the same design, even when their target words are different! The 6 different worksheets are available for all speech sounds with 5 target words per sheet.

Review the key and the target words with your students. Identify the correct colors needed for the picture.

Students roll the die, say the appropriate target word and then color an area on the worksheet. Repeat until the picture is complete!



Articulation Bracelets

Use these cute bracelets to help your students continue practice after their speech session.



They will love to show off the words they have learned!