



Make a set of cards to use in your classroom by laminating and securing them with a book ring.

Or you can use the black line versions to send home for practice.

Going to the Carnival

1 This is Anna and this is Tito.
Hi, Anna. Hi, Tito.

2 Anna and Tito are excited. Today they are going to the carnival!
Yeah! fun!

3 They hurry to get ready.
Come on, let's go!

4 Anna has never been to the carnival before.
What will we do?

5 Tito tells her about the games.
I'll be there too!
Come on!

Speech bubble cards:
- hi
- Anna
- Tito
- let's go
- come on
- What will we do?
- lots of fun
- see you there

Use the divider cards to separate each section. This makes it easier to find the targets you need for each student.



VC

© Teaching Talking




up
VC



eat
VC

CV


© Teaching Talking



two
CV



hi
CV



bear

CV



more

CV


CVC

© Teaching Talking



got

CVC



one

CVC




miss


CVC



win
CVC




fish
CVC




shot
CVC




pop
CVC



big
CVC




time
CVC




yum

CVC



sauce

CVC



night

CVC

V C V

© Teaching Talking



Anna

V C V



away

V C V


Phrases

© Teaching Talking



What will we do?

CVC CVC CV CV



come on

CVC VC




you did it

CV CVC VC



good game

CVC CVC




miss again


CVC VCVC




see you there
CV CV CV




let's go
CVCC CV



lucky duck
CVCV CVC



looks fun
CVCC CVC



lots of fun
CVCC VC CVC



hold on tight
CVCC VC CVC



how much?

CV CVC




for me

CV CV



full up now

CVC VC CV



bob bob bob

CVC CVC CVC



back next year

CVC CVCC CV


Other

© Teaching Talking



Tito

CVCV



money

CVCV




dotty

CVCV




balloons

CVCVCC



three

CCV



hotdog
CVCCVC



cotton candy
CVCVC CVCCV

VC

© Teaching Talking




up
VC



eat
VC

CV


© Teaching Talking



two
CV



hi
CV



bear

CV



more

CV

CVC

© Teaching Talking



got

CVC



one

CVC



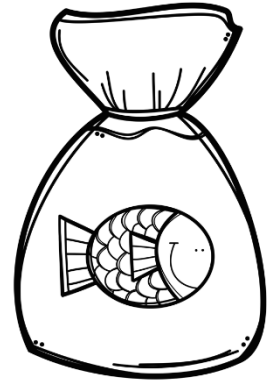
miss

CVC




win

CVC



fish

CVC




shot

CVC




pop

CVC




big

CVC




time

CVC




yum

CVC



sauce

CVC



night

CVC

V C V

© Teaching Talking



Anna

V C V



away

V C V


Phrases

© Teaching Talking



What will we do?

CVC CVC CV CV




come on

CVC VC




you did it

CV CVC VC



good game

CVC CVC




miss again


CVC VCVC




see you there
CV CV CV




let's go
CVCC CV



lucky duck
CVCV CVC



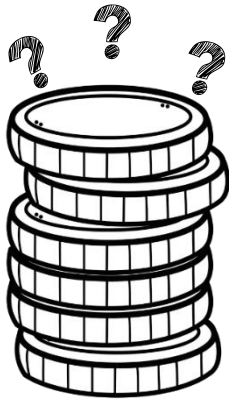
looks fun
CVCC CVC



lots of fun
CVCC VC CVC




hold on tight
CVCC VC CVC



how much?

CV CVC




for me

CV CV



full up now

CVC VC CV



bob bob bob

CVC CVC CVC



back next year

CVC CVCC CV


Other

© Teaching Talking



Tito

CVCV




money

CVCV




dotty

CVCV




balloons

CVCVCC



three

CCV



hotdog

CVCCVC



cotton candy

CVCVC CVCCV

