



Make a set of cards to use in your classroom by laminating and securing them with a book ring.


Or you can use the black line versions to send home for practice.

Story 6
Making Honey

1. In springtime, the bees work hard to begin making honey.
Yummy honey.
2. They fly all around the garden and look for the best flowers.
Nice flower!
3. The bees collect pollen from the flowers.
Need pollen for honey.
4. Then, they take it back to the hive.
The bees make honey!
5. Honey tastes very sweet. Anna likes honey.
I like honey.
6. How about you, do you like honey?
I like honey too!

pollen
flower
yummy
honey
bee
bees
make

Use the divider cards to separate each section. This makes it easier to find the targets you need for each student.



VC


© Teaching Talking



on
VC




in
VC



out
VC

CV

© Teaching Talking



day
CV



jar
cv



bee
cv



shoo!
cv



here
cv

CVC



warm
CVC



fun

CVC



pull

CVC



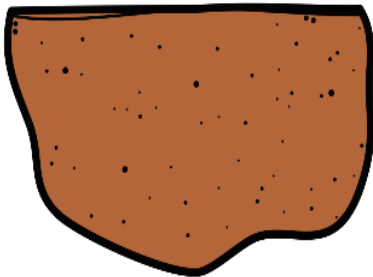
dig

CVC



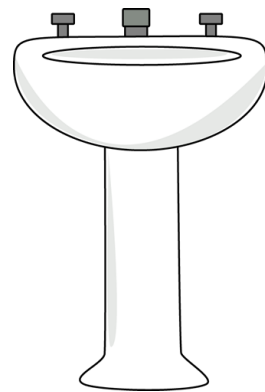
buzz

CVC



soil

CVC




wash

CVC



lid

CVC



bug

CVC




dog

CVC




can

CVC



sun

CVC




hose


CVC



fight
CVC




good
CVC



light
CVC



need
CVC




bees
CVC



nice
CVC



like
CVC




make
CVC

CVCC

© Teaching Talking



weeds
CVCC



worms
CVCC




seeds
CVCC



lots

CVCC



roots

CVCC

CVCV

© Teaching Talking



water

CVCV



honey

CVCV



yummy


CVCV

Other

© Teaching Talking




digging
CVCVC



pollen
CVCVC



flower
CCV



shoots
CVCC



hands
CVCC



plants

CCVCCC

Phrases

© Teaching Talking



take care

CVC CV



all wet now

VC CVC CV





we are a team

CV V V CVC



hard work

CVC CVC



poor seeds

CV



got it

CVCVC



let it go

CVC VC CV



it is hot

VC VC CVC

VC

© Teaching Talking




on

VC



in

VC




out

VC

CV

© Teaching Talking




day

CV




jar
cv



bee
cv




shoo!
cv



here
cv

CVC



warm
CVC



fun
CVC



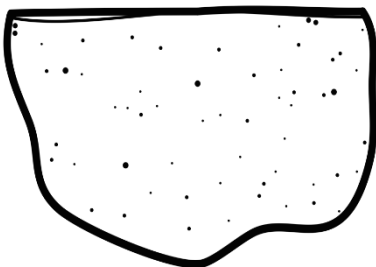
pull
CVC



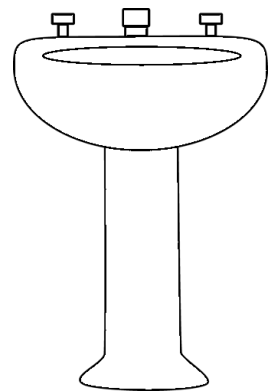
dig
CVC




buzz
CVC



soil
CVC




wash
CVC




lid

cvc




bug

cvc




dog

cvc




can

cvc




sun

cvc




hose

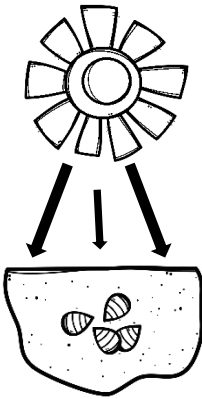
cvc




fight
CVC




good
CVC



light
CVC



need
CVC



bees
CVC




nice
CVC



like

CVC




make

CVC


CVCC

© Teaching Talking



weeds

CVCC




worms

CVCC




seeds

CVCC



lots
CVCC



roots
CVCC

CVCV

© Teaching Talking



water
CVCV




honey
CVCV




yummy
CVCV

Other

© Teaching Talking



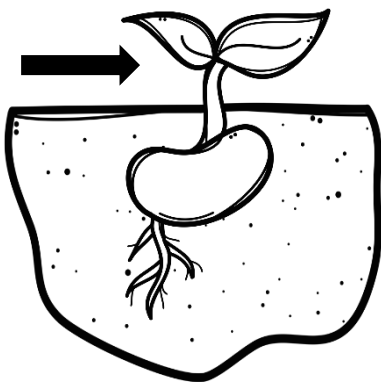
digging
CVCVC




pollen
CVCVC



flower
CCVV



shoots
CVCC



hands
CVCCC




plants

CCVCCC


Phrases

© Teaching Talking



take care

CVC CV



all wet now

VC CVC CV




we are a team

CV V V CVC



hard work


CVC CVC



poor seeds
CV



got it
CVCVC



let it go
CVC VC CV



it is hot
VC VC CVC