



Make a set of cards to use in your classroom by laminating and securing them with a book ring.


Or you can use the black line versions to send home for practice.

Use the divider cards to separate each section. This makes it easier to find the targets you need for each student.



VC

© Teaching Talking



up
VC



eat
VC

CV


© Teaching Talking



see
CV



where?
CV



hi!

cv



bear

cv



my

cv



go

cv



poor

cv



no

cv



more

CV

CVC

© Teaching Talking




cute

CVC



nap

CVC



time

CVC



Mom

CVC




wet

CVC



yum

CVC



tall

CVC



gone

CVC

V C V

© Teaching Talking




over


V C V

CVCV

© Teaching Talking



happy
CVCV



baby
CVCV



louder
CVCV

Other

© Teaching Talking




leaves
CVCC



monkey

CVCCV



banana

CVCVCV



stop

CCVC

Phrases

© Teaching Talking



nap time

CVC CVC

© Teaching Talking



Where are you?

CV V CV




I see you

V CV CV



there you are

CV CV C



snack time

CCVC CVC



all wet

VC CVC




my turn


CV CVC




so much fun
CV CVC CVC




so tall
CV CVC




hi Mom
CV CVC




way up high
CV VC CV




too high
CV CV



Thanks Mom
CVCCC CVC



Oh no
v cv



shhh!
c

ROARRR!



loud noise
cvc cvc

ROARRR!



No more noise
cv cv cvc




eat up
vc vc



all gone
vc cvc

VC

© Teaching Talking



up
VC



eat
VC

CV


© Teaching Talking



see
CV




where?
CV




hi!

cv



bear

cv




my

cv



go

cv





poor

cv



no

cv




more

CV


CVC

© Teaching Talking




cute

CVC




nap

CVC




time

CVC




Mom

CVC




wet

CVC




yum

CVC



tall


CVC



gone

CVC

V C V




over


V C V

CVCV

© Teaching Talking



happy
CVCV



baby
CVCV




louder
CVCV

Other


© Teaching Talking



leaves
CVCC



monkey
CVCCV




banana
CVCVCV



stop
CCVC

Phrases



nap time
CVC CVC



Where are you?

CV V CV




I see you

V CV CV




there you are

CV CV C



snack time

CCVC CVC




all wet

VC CVC




my turn

CV CVC




so much fun

CV CVC CVC




so tall

CV CVC



hi Mom

CV CVC




way up high

CV VC CV




too high

CV CV




Thanks Mom

CVCCC CVC



Oh no

v cv



shhh!

c


ROARRR!



loud noise

cvc cvc

ROARRR!




No more noise

cv cv cvc



eat up

vc vc



all gone

vc cvc