

More Please

Goal:

To increase awareness of the regular plural.

Materials:

- none

Activity Instructions:

- When you serve dinner, allow your child to watch you putting the different items onto each plate.
- Start by putting just a little on the plate.
- Say, "Is that enough? No, I think we need to give Daddy *more fries!*" "Should I give Heather *more vegetables?*"
- Continue like this until dinner is served!

Tip for Caregivers:

Make sure you put extra stress on the regular plural ending of the word in your sentence so that your child hears it clearly.

Silly Monsters

Goal:

To increase awareness of the regular plural.

Materials:

- *Silly Monsters Worksheet*
- Pencil





Activity Instructions:

- Spend time with your child and talk about the "Silly Monsters".
- See if your child can find the one with "too many eyes" or "no legs" etc.
- Give your child a pencil and ask them to draw extra body parts. Tell your child "Draw **more arms** here" "Draw **more ears** for this monster".





Tip for Caregivers:

Help your child to figure out how many of each part they have on their own body, "You have one nose but two eyes, two legs" etc

Silly Monsters



Silly Monsters



Shopping Game

Goal:

Understand and use the regular plural in sentences.

Materials:

- A large cardboard box
- Some items to set up a pretend store (such as play food, small toys), make sure you have more than one of most items.

Activity Instructions:

- Turn the box upside down to make a shelf or store counter and place the items on top of it.
- Play at going shop with your child. Your child should be the store owner and you are the customer to begin with.
- The person who is "shopping" should ask for the items they want. Say "Could I have **some trucks** and **an apple** please?"
- Help your child to give you the correct items. If they give you too many or too few say "I need more than one because I asked for **some trucks**."

Tip for Caregivers:

When your child understands the game, switch roles so that they are the customer so that they get more practice at using the plural in sentences.

Counting Games

Goal:

Uses the regular plural form of words correctly.

Materials:

- none

Activity Instructions:

- Help your child to count items during everyday routines. For example when you put on their coat , you could count the buttons or when they eat a meal, you could count the items on their plate.
- Count out loud saying "One, two, three - you have three **buttons** on your coat".
- The next time you count, pause for your child to fill in the missing word "One, two, three - you have three . . ."

Tip for Caregivers:

Don't worry if your child isn't ready for counting yet, it isn't necessary for this task. By counting for them, you will increase their awareness of numbers without putting any pressure on them to count until they are ready to learn.

Everybody has...

Goal:

Uses the regular plural form of words correctly.

Materials:

- Pencil and paper

Activity Instructions:

- Draw several stick men and women on the page (don't worry if your drawing talents are not up to much, your child won't mind !)
- With your child sitting beside you, add a hat to each character and say "**Now they all have...**"
- Pause for your child to fill in the missing word and prompt them if they need help.
- Repeat for other clothing items (such as gloves, coats, shoes etc.)

Tip for Caregivers:

Let your child join in if he or she wants to draw. You can extend the activity by giving the characters different toys (such as balls, trucks, dolls etc.)