

# Introducing New Vocabulary

**Goal:** To become familiar with vocabulary related to Halloween.

**Materials:** • 2 copies of vocabulary cards

## Activity Instructions

- Spend some time playing with one set of cards, looking at the pictures. Name the cards as you look at them so your child becomes familiar with the words.
- Play a game of pairs or snap with both sets of cards. When a player successfully matches a pair, name the item pictured on the card for your child.
- As they become familiar with the pictures, ask your child to name the items.

### Example



You say, "Good job! You found both **spiders**."



**Hint:** If most or all of the cards in the set are new to your child, introduce them gradually over a few days so that they have a chance to learn the words.



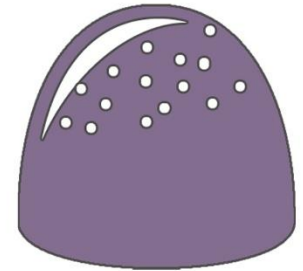
© Teaching Talking



© Teaching Talking



© Teaching Talking



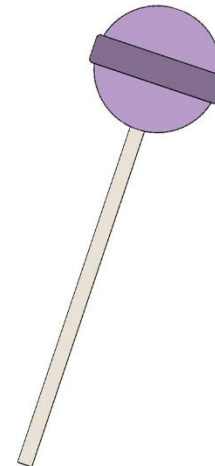
© Teaching Talking



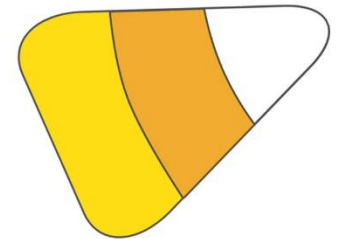
© Teaching Talking




© Teaching Talking




© Teaching Talking




© Teaching Talking



© Teaching Talking



© Teaching Talking



© Teaching Talking




© Teaching Talking



© Teaching Talking



© Teaching Talking



© Teaching Talking



© Teaching Talking