






# COUNTING SYLLABLES

Cut up the images on the following 2 pages into individual squares. Use clothes pins and have your students clip a pin on the correct number of syllables in each word.

If you prefer you can use the black line version as a worksheet without cutting. Your students can color or stamp the correct circle.




# COUNTING SYLLABLES



# COUNTING SYLLABLES



1 2 3



1 2 3



1 2 3

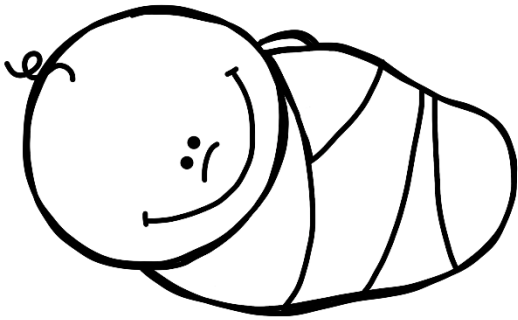


1 2 3


Name

# COUNTING SYLLABLES


Color the circle with the correct number of syllables.



- 1 2 3



- 1 2 3



- 1 2 3




- 1 2 3


Name

# COUNTING SYLLABLES


Color the circle with the correct number of syllables.




①      ②      ③



①      ②      ③



①      ②      ③



①      ②      ③