












Vocabulary Activities




On the following pages you will find materials for students who are working on vocabulary as part of their language goals.

The materials are flexible to meet a range of needs but the following are suggestions you may wish to try:

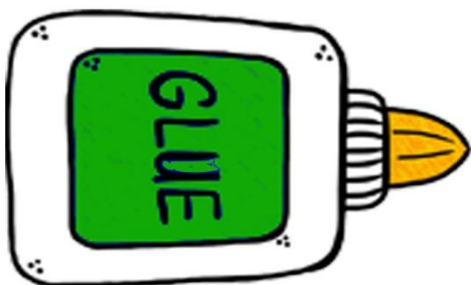


-  1) Print the vocabulary cards for the materials and carry out picture to object matching with students who need work at this simple level. Verbally label the items as they match.
 - 2) Use the verb cards in a simple game of charades. Have students act out and guess the actions that they will be doing as part of the craftivity (e.g. cut, draw around)
 - 3) Have students match cards with the correct noun and verb and make a sentence e.g. "I stick using the glue."
 - 4) Keep the cards to hand as visual prompts when students are carrying out the activity. Use them to remind your student which item to use next.
- 
- 
- 
- 
- 



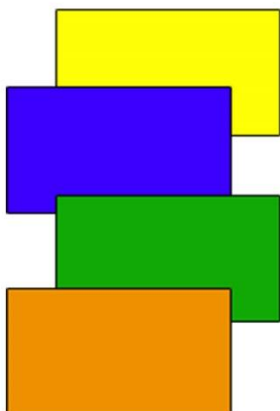
scissors

<http://www.teachingtalkking.com>




glue

<http://www.teachingtalkking.com>




colored
cardstock

<http://www.teachingtalkking.com>




cut

<http://www.teachingtalkking.com>




draw around

<http://www.teachingtalkking.com>



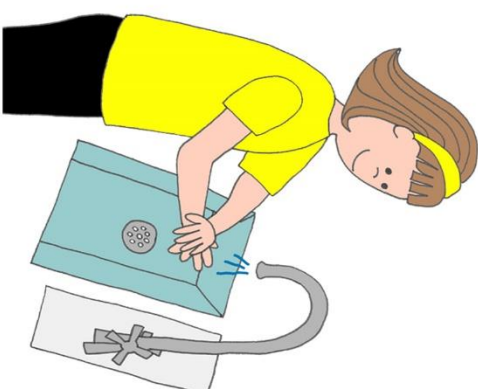
stick

<http://www.teachingtalkking.com>



choose

<http://www.teachingtalkking.com>



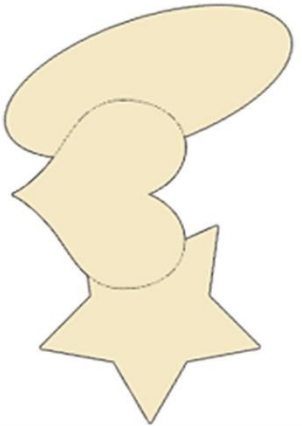
wash

<http://www.teachingtalkking.com>



pencil

<http://www.teachingtalkking.com>



templates

<http://www.teachingtalkking.com>



decorations

<http://www.teachingtalkking.com>

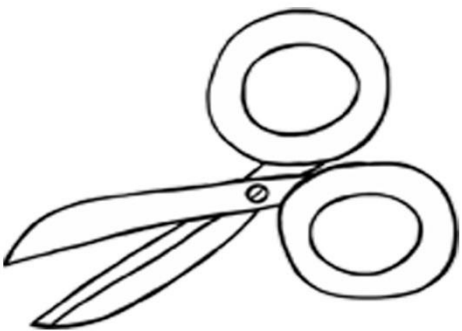
<http://www.teachingtalkking.com>

<http://www.teachingtalkking.com>

<http://www.teachingtalkking.com>

<http://www.teachingtalkking.com>

<http://www.teachingtalkking.com>



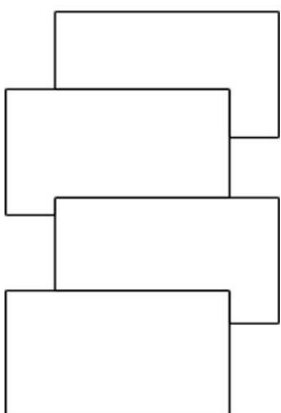
scissors

<http://www.teachingtalking.com>




glue

<http://www.teachingtalking.com>



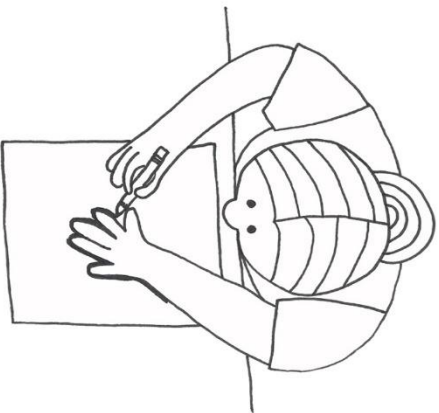
**colored
cardstock**

<http://www.teachingtalking.com>




cut

<http://www.teachingtalking.com>




draw around

<http://www.teachingtalking.com>




stick

<http://www.teachingtalking.com>



choose

<http://www.teachingtalking.com>




wash

<http://www.teachingtalking.com>



pencil

<http://www.teachingtalkking.com>



templates

<http://www.teachingtalkking.com>



decorations

<http://www.teachingtalkking.com>

<http://www.teachingtalkking.com>

<http://www.teachingtalkking.com>

<http://www.teachingtalkking.com>

<http://www.teachingtalkking.com>

<http://www.teachingtalkking.com>